



HARTMANN & FORBES

DIGITAL EDITION 02.2026

NATURAL
WINDOWCOVERINGS,
WALLCOVERINGS
& TEXTILES
HANDCRAFTED
FOR THE TRADE
IN EDITIONS OF ONE

I magine a space where every detail speaks to the serene beauty of the natural world. Textiles that whisper of ancient artistry. Surfaces that dance with the gentle play of light — each piece a testament to the majesty of nature's bounty.

At Hartmann&Forbes, we have dedicated ourselves to honoring this sublime tapestry, weaving it into exquisite creations that transform living spaces into sanctuaries of delight, tranquility and renewal. Our unparalleled collection, spanning aesthetics from traditional to modern and everything in between, invites you to reconnect with the timeless natural rhythms that soothe the soul.

Let there be light and shade, and sanctuary by nature.

Yours In Nature,



MICHAEL JONES, FOUNDER

TABLE OF CONTENTS



6

THE H&F
DIFFERENCE



18

WOVEN-TO-SIZE
COLLECTIONS

GRASSWEAVE
STUDIO CONCEPTS
ESSENCE
MOTIFS
ORIGINS
PAPYRUSWEAVE



166

TAILORED-TO-SIZE
COLLECTIONS

GRASSWEAVE
PAPYRUSWEAVE
COLOURWEAVE



192

SOFT NATURAL
FABRIC
COLLECTION


ERTHEWEAVE



214

PERFORMANCE
FABRIC
COLLECTIONS

ECOWEAVE
PRIVACY



230

NATURAL
WALLCOVERING
COLLECTIONS

GRASSCLOTH
PAPER WEAVE
SPECIALTY




294

MORE
BY-THE-YARD
TEXTILES
INDEX

A GREEN LEGACY

A COMMITMENT TO ENVIRONMENTAL HARMONY

We are intricately intertwined with our natural world. This connection generates a deep appreciation for the planet and a greater sense that we need to participate in preserving its treasures for future generations. We continually seek new ways to create a gentle footprint — from harvesting and weaving to finishing. Let us all follow the path to a beautiful and renewable future.



Named one of 100 Best Green Workplaces for over ten consecutive years



NATURAL FIBERS

SUSTAINABLE MATERIALS OF NOBLE CHARACTER
ARE THE HEART OF OUR ARTISTIC MEDIUM

Natural fibers are our muse. Every strand is selected for its subtle color and texture — all with an eye for creating a single, harmonious whole. Choosing only the finest renewable varieties farmed in well-managed ecosystems, we handweave them into luxurious textiles.

This is how it has always been and how it will always be.

HANDWOVEN ARTISTRY

USING THE LOOM AS OUR TOOL,
WE CRAFT THE FUTURE OF TRADITION

Our weaving masters blend hand-prepared natural fibers using complex rhythms of warps and wefts refined over generations. Doing this work by hand gives each piece a life of its own that is absolutely authentic — expressing the timeless freedom of the craftsman to create.





EXQUISITE WORKMANSHIP

THE INGENUITY OF THE HUMAN HAND
RAISES A CRAFT TO FINE ART

With uncompromising, hand-worked detail, every piece we produce is finished to custom specifications by our master craftspeople using only the highest-quality componentry. Our bespoke approach enables a degree of customization and workmanship rare in today's marketplace.

DESIGN VERSATILITY

A TIMELESS PALETTE OF EARTHY COLORS
AND TEXTURAL NUANCE FOR EVERY AESTHETIC

As everyone's vision of sanctuary is profoundly intimate, we present the industry's most expansive array of natural handwoven textiles. For windows, walls and beyond, our lifelong passion for design exploration fuels the ceaseless evolution of our craft. No matter how you define sanctuary, within our collection you'll discover inspiration to bring it to life.





REBECCA WELCH

H&F STUDIO

Drawing on the richness of tradition to design for a better tomorrow, our offering has evolved organically over many years to represent the largest and most diverse collection of its kind.



BARBARA BARRY



MICHAEL S. SMITH



AMY MEIER



J. RANDALL POWERS



LISA KANNING



MAX HUMPHREY



ERINN V.



MUSEUM OF INDIAN ARTS + CULTURE

COLLABORATIONS

We love to work hand-in-hand with the design industry's top talent to realize each one's unique vision. This broadens our experience — as well as our product offering — and brings you the finest collection of natural window and wall coverings.

DESIGNERS

WEAVING UNIQUE BACKGROUNDS, FRESH PERSPECTIVE AND INSPIRATION IN EVERY DESIGN

One all-embracing aesthetic threads through everything we do at Hartmann&Forbes. Whether creating our collections or joining in one-of-a-kind collaborations, we aim to offer the most thoroughly soul-awakening array of sustainable designs one can imagine.



BESPOKE
[WTS]
WOVEN-TO-SIZE

In this time-honored, one-of-one method, we handweave each shade on traditional wooden looms to a window's dimensions. This painstaking technique takes time, but delivers an exquisite loom-finished edge on shades up to 180" wide, without seams. Each shade is then hand-finished to the most exacting standards, with the highest-quality components, in our Oregon facility.

- COLLECTIONS
- GRASSWEAVE
 - STUDIO CONCEPTS
 - ESSENCE
 - MOTIFS
 - ORIGINS
 - PAPYRUSWEAVE



WOVEN-TO-SIZE

GRASSWEAVE

OUR SIGNATURE HANDWOVEN LINE

A modern collection of organic textures, earthy colors and sophisticated patterns. Artisanally handwoven of premium natural fibers, ranging from arrowroot, ramie, abaca, banana, vetiver, palm and water hyacinth.

ETHEREAL

Woven by hand of sheer banana fiber, this design expresses a delicate sensibility in an array of natural colorways. Ethereal's tonal, silky-soft fibers and natural sheen lend a light, refined look while subtle, hand-tied knots add a hint of relaxed texture.



LE5206 Wispy



LE5306 Veil



LE5315 Brume



LE5215 Aire



LE5227 Drift



LE5251 Feathery



LE5209 Gleam




LE5212 Whisper




LE5218 Sublime




LE5239 Haze




LE5260 Breeze



LE5245 Serene



LE5255 Celestial





DRIFTWOOD

Inspired by the casual elegance of sun-washed driftwood, this design blends ivory with weathered hues of gold, grey and off-black.



LE1109 Selatan



LE1107 Utara



LE1124 Togo



LE1160 Sapi



LE1187 Rinca

Price Group: 4 | Max Width: 180"
Available Styles: Roman, Roller, Top Treatment
Shown: LE1160 Driftwood - Sapi, Traditional Style Roman

ELEMENTS

Fresh, pure and timeless, Grassweave Elements™ richly refined linen-like textile offers sophisticated beauty in a wide array of colorways ranging from neutral hues to dramatic darker tones.



LE1006 Cambric



LE1053 Silesia



LE1050 Sendal



LE1055 Sindon



LE1062 Challis



LE1015 Cambresine




LE1054 Borato



LE1084 Zephyr



LE1087 Georgette





NEW

BIRDSONG

Like the gentle chorus that awakens the morning, Birdsong carries a sense of rhythm and natural poetry. Handwoven with an airy interplay of luminous banana fiber and softly textured cotton, the design feels alive with movement. Its sheer structure allows light to drift through in shifting patterns, much like sunlight breaking through a canopy of branches at dawn.



LE7106 Finch



LE7109 Wren



LE7115 Vireo



LE7160 Nightingale

Price Group: 4 | Max Width: 180"
Available Styles: Roman, Top Treatment

Shown: LE7109 Birdsong – Wren, Traditional Style Roman



DASH

Loomed by hand of lightweight banana fiber, this understated design layers easily with a range of styles in four tonal colorways. A random weft pattern produces the design's subtle horizontal dash, creating a contemporary twist on classic striped patterns.




LE5803 Porcelain



LE5815 Ceramic



LE5832 Verde



LE5839 Stone

Price Group: 4 | Max Width: 120"
Available Styles: Roman, Roller, Top Treatment
Shown: LE5815 Dash - Ceramic, Roller Style with Valance
WL426-12 Aleutian - Alpenglow, Wallcovering



LEBB68-03 Cloud



LEBB68-30 Citrine



LEBB68-32 Cumulus

CIRRUS

Handwoven from natural ramie, the weave's twisting, ladder-like warp thread creates a bouclé texture that adds a touch of sheen.

BARBARA BARRY

Celebrated for her streamlined interiors and timeless home furnishings, Barry's work embodies a quiet elegance that reflects her artistic sensibility as a plein-air painter. Drawing her inspiration from the illuminating light of Southern California and the forms of her natural surroundings, her work is as peaceful as it is powerful.





REPOSE

Handwoven in a crosshatch pattern of natural fibers, Repose is a beautiful, textural windowcovering with a natural dimension. The two colorways—Spring Rain and Raffia—reference the sky and earth.



LEBB65-09 Raffia



LEBB65-32 Spring Rain



STRATUS

Channels of twisted yarn in soft hues juxtapose dimensional bands of tonal color suspended in a weave of handwoven natural fibers, creating a linear architecture with textural rhythm.



LEBB66-06 Twine



LEBB66-32 Vapor



LEBB66-33 Silver Lake



RETREAT

Delicately woven by hand from ramie and lustrous banana fibers, this elegant windowcovering has just a hint of color and softly lets the light retreat.



LEBB67-06 Bleached Bone



LEBB67-18 Tranquil



LEBB67-32 Blanc de Chine



LEBB67-36 Silver Sage





LEAM532-06 Wheat Alabaster

KLARA

Handwoven of bamboo and thread, Klara is a contemporary reimagining of a classic check embodying effortless strength and grace. Intended to mimic wicker, the earthy wood tones contrasting the alabaster looped yarns create an intriguing interplay of tone and texture.

AMY MEIER

Renowned for seamlessly blending tradition and innovation, Meier's collection spans influences from Japanese minimalism to the warmth and effortless simplicity of a Scandinavian summer. Embracing nature, structure, and ease, each design is artfully expressed through Hartmann&Forbes' handwoven textiles.





TOVE

Handwoven of ramie, Tove is a free-spirited and free-flowing weave designed to mimic the voluptuous curves of an Austrian shade. The intricate pattern produces a playful and compelling dance between positive and negative space.



LEAM530-27 Wheat



Window Price Group: 5 | Max Width: 180"
Available Styles: Roman, Top Treatment

Wall Width: 36" (91.4cm) | Length: 10 yds
Shown: LEAM530-27 Tove - Wheat, Old Style Roman
WLAM534-06 Grace - Ivory, Wallcovering



CECILIA

Cecilia's translucent weave exudes an ethereal quality, enhanced by a warm, grounding palette and dimensional striations. Masterfully handwoven from ramie, this design seamlessly blends refinement with raw, natural beauty.



LEAM531-27 Apricot

AGNES


Luminous and refined, Agnes' silky banana fibers are meticulously loomed by hand, creating a sheer that is the epitome of sophisticated minimalism.



LEAM533-06 Dawn

Cecilia Price Group: 5 | Max Width: 180"
Available Styles: Roman, Roller, Top Treatment

Agnes Price Group: 5 | Max Width: 180"
Available Styles: Roman, Roller, Top Treatment
Shown: LEAM533-06 Agnes - Dawn, Old Style Roman
with custom embroidery drop hem



DAPPLE

True to its namesake, Dapple evokes the dreamy look of sunlight peeking through leaves on a tree. The gauzy ground of handwoven ramie plays host to a freeform grid of ramie slubs. The raised, textural design softly filters the light and lends relaxed refinement to an interior.



LEAM30-03 Parchment



GOSSAMER

Bojagi, a traditional Korean silk patchwork that becomes more beautiful and translucent with age, served as the inspiration for this tonal series. Alternating tight and loose weaves, rendered in ramie and warp threads, produce a beautifully irregular striped pattern, and its natural drape and rich texture highlights Gossamer's handwoven quality and the Japanese aesthetic of wabi-sabi.



LEAM32-03 Hatch Chalk



LEAM31-03 Strie Chalk





STIPPLE

Informed by the crisp geometry of the Bauhaus, while capturing the quiet restraint of Japanese design, Stipple is distinguished by its soothing subtlety. Against a ground of refined ramie, a series of small, woven squares produce intriguing nuances in texture and dimension – its neutral palette lending tonal beauty.



LEAM36-03 Alabaster



LEAM36-06 Opaline



LEAM36-09 Haze



LEAM36-42 Chestnut

Price Group: 5 | Max Width: 100*
Available Styles: Roman, Top Treatment

FRAMEWORK

The large repeating windowpane motif is inspired by the chogak bo or patchwork style of Korean Bojagi.

Masterfully jacquard-handloomed of banana fiber, the textural geometry brings dimension and differing opacities to the quiet, monochromatic composition.



LEAM37-03 Alabaster




Price Group: 5 | Max Width: 100*
Available Styles: Roman

Shown: LEAM36-03 Stipple – Alabaster, Old Style Roman
WTS By-the-Panel: Lamp, Sconce, Chair and Room Screen



FRET

Inspired by the lustrous look of natural horsehair, Fret features an earthy, variegated palette of banana fiber handwoven with black warp thread. The understated design, with its refined texture and iridescent beauty, feels both timeless and current.



LEAM35-87 Alloy

Price Group: 5 | Max Width: 180"
Available Styles: Roman, Roller, Top Treatment

JOINERY

Paying homage to Bauhaus textile designer Anni Albers, this weave balances the structure of industry with a natural, organic sensibility. Rectangles and squares jacquard-handloomed of textural ramie and multicolored warp fibers form a complex geometry that conjures images of newsprint on a page.



LEAM34-09 Newsprint



Price Group: 5 | Max Width: 100"
Available Styles: Roman, Top Treatment



LEAM33-66 Tortoise

STITCH

Stitch balances the linear architecture of the Bauhaus with the soft, natural appeal of Japanese designs. Multicolored abaca is freely hand-placed through an orderly framework of jacquard hand-loomed ramie, creating a compelling play of tension and texture and a subtle sense of movement.

Price Group: 5 | Max Width: 100"
Available Styles: Roman, Top Treatment

Shown: LEAM33-66 Stitch – Tortoise, Old Style Roman
WTS By-the-Panel: Sconce



INTERWOVEN

Playing with the drama of light and dark, edge-cut reeds fade in and out of the neutral ground for a unique chiaroscuro effect.



PATHWAYS

Stripes are the hallmark detail in this design of exquisite gauzy weaves. Presented either as open or feathered stripes.

LE1032 Namale



LE1030 Vatulele



LE1024 Hutan




LE1020 Awan



LE1057 Seychelles



LE1056 Camaca



GLISTEN

A delicate accent of silvery filaments infuses this design with metallic that sparkles under incandescent lighting.



LE1403 Aura

No Roller



LE1421 Calcite



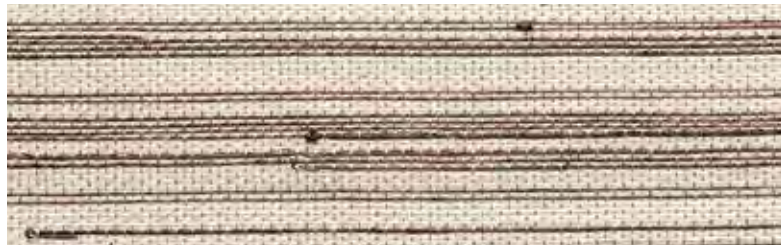
LE1423 Nautilus

Price Group: 4 | Max Width: 180"
Available Styles: Roman, Roller, Top Treatment
Shown: LE1421 Glisten - Calcite, Old Style Roman



TISSAGE

Inspired by horsehair weaving traditions, layers of chestnut, grey, caramel and cocoa are woven for a rich texture. Perfect for dramatic shading statements.



LE1218 Cremello



LE1239 Dapple




LE1242 Arabian



LE1257 Halus



LE1255 Sorrel





ERINN V.

Valencich's iconic aesthetic embodies the classic California lifestyle, characterized by impeccable craftsmanship and luxe livability. In this collection, she offers a versatile assortment of neutral windowcoverings, perfect for modernizing or warming up any home.



DOCKSIDE

Drawing inspiration from picturesque docks found along the West Coast, Dockside's variegated stripes descend the relaxed ramie weave, evoking the profile of a pier and producing a play of texture and tension against the tonal, open ground.



LEEV52-03 Breakwater



LEEV52-09 Sandbar



LEEV52-36 Cove



LEEV52-87 Jetty

Price Group: 5 | Max Width: 180"
Available Styles: Roman, Top Treatment



LEEV51-03 Swell



LEEV51-06 Tide

WHITECAPS

Evocative of waves breaking on the seashore, refined ramie is woven with richly dimensional ramie slubs that ebb and flow across the canvas, producing an artful, abstract pattern conjuring the look of cresting whitecaps.




LEEV51-09 Breaker



LEEV51-36 Surf

Price Group: 5 | Max Width: 180"
Available Styles: Roman, Top Treatment
Shown: LEEV51-03 Whitecaps – Swell, Old Style Roman



LEEV50-03 Sail




LEEV50-09 Sanddab

AT SEA

Inspired by traditional fishing nets, At Sea features an open weave hand loomed from natural palm and ramie fibers. Rendered in a range of coastal hues, the design's rhythmic grid pattern gives the textural tableaux a sense of structure that suits formal and informal settings alike.



LEEV50-12 Halyard



LEEV50-57 Ocean



LEEV50-60 Reef

Price Group: 5 | Max Width: 120"
Available Styles: Roman, Top Treatment





GLIMMER

This lustrous fine weave is ethereal, almost weightless, accented with micro hand-knots that inject a pared-down luxe aesthetic.



LE1051 Tulle



LE1003 Shantung



LE1303 Tamin



LE7221 Saffron **NEW**



LE7230 Loden **NEW**



LE7233 Azure **NEW**




LE7242 Carob **NEW**



LE7284 Obsidian **NEW**



LE7247 Cinnabar **NEW**



LE1360 Zanella



Price Group: 4 | Max Width: 180"
Available Styles: Roman, Roller, Top Treatment
Shown: LE1360 Glimmer – Zanella, Old Style Roman



JAZZ

Inspired by the visual rhythm of classical guitar strings, the Jazz series imbues the tonal qualities of a bygone era, yet leans toward the future.



LE4003 Arpeggio



LE4006 Tremolo



LE4021 Bridge



LE4060 Fusion



LE4045 Staccato




LE4087 Legato


Price Group: 4 | Max Width: 180"
Available Styles: Roman, Roller, Top Treatment
Shown: LE4087 Jazz – Legato, Roller Style with Flat Valance and Newton



LEMH506-21 Kindling



LEMH506-36 Cinder



LEMH506-60 Smoke

HERRINGBONE

Inspired by modern Americana and rustic alpine settings, this design is reminiscent of iconic camping blankets. Ramie is handwoven in a herringbone pattern that resembles miniature mountain peaks and rendered in an earthy tone-on-tone palette for visual depth and versatile style.

MAX HUMPHREY

Recognized as a design change-maker and known for his trademark lived-in layered look, Humphrey's collection celebrates modern Americana with a nod to nostalgia and a fresh take on classic prints and patterns rendered in Hartmann&Forbes' handwoven natural textiles.





GINGHAM

Humphrey reimagines this traditional gingham check as a versatile neutral. Its simple, medium-scale motif is loomed of natural ramie fibers, creating subtle variations in each square that soften the geometric grid and highlight its handcrafted quality. The weft fibers are dyed to match the warp, infusing the two-tone pattern with graphic impact and visual dimension.



LEMH500-36 Gray



LEMH500-21 Gold



LEMH500-57 Blue




LEMH500-87 Black

Price Group: 5 | Max Width: 180"
Available Styles: Roman, Top Treatment

GRAIN SACK

Inspired by vintage grain sacks, this series elevates the humble carryall to a nostalgic, handcrafted design. The sturdy ramie weave is accented with slender stripes of red, white or blue against a denim or natural ground, evoking a quintessential Americana mood in a fresh format.



LEMH502-06 Natural



LEMH502-57 Denim



Price Group: 5 | Max Width: 180"
Available Styles: Roman, Roller, Top Treatment
Shown: LEMH500-87 Gingham - Black, Old Style Roman



LE3312 Charisma




LE3303 Spirit



LE3309 Mystique




LE3315 Karma



LE3387 Chakra

AURA

A complex design with a spirited sensibility, this refined weave creates a gentle and meditative atmosphere.



Price Group: 4 | Max Width: 180"
Available Styles: Roman, Roller, Top Treatment

Shown: LE3387 Aura - Chakra, Roller with Flat Valance and Newton
EC100-06 ECO 100 - Calcite, Rollershade

TARTAN

Artisans masterfully guide shuttles wound with handspun ramie, in variegated thicknesses, through a composition of colored threads to achieve this haberdashery-inspired tartan pattern. The occasional appearance of hand-tied knots enhances the design's tactile richness and approachability.



LE2203 Whitecap



LE2206 Woolen



LE2236 Loch



LE2215 Briarwood



LE2230 Braemar **NEW**



LE2212 Sandle




LE2209 Highland



LE2221 Whisky




LE2247 Claret **NEW**



LE2233 Firth **NEW**



LE2257 Lapis



LE2260 Cobblestone





LELK542-21 Ammos



LELK542-55 Athena

KYMA

Inspired by the sculptural waves of Greece's Cycladic Islands, Kyma captures the Mediterranean's natural beauty in refined ramie. Handwoven on a jacquard loom, its rhythmic motif mimics the sea's movement in a play of tone and texture that perfectly complements the Neptunia wallcovering.



NEPHELE

Drawing inspiration from celestial cloud formations, Nephele echoes the classical beauty of its mythological namesake. Jacquard-handloomed of renewable ramie, delicate threads create depth and texture as they twist and turn in a dreamy motif like billows drifting across the sky.



LELK543-21 Saj



LELK543-30 Hriso

LISA KANNING

Kanning's love of organic shapes and materials informs her collection for Hartmann&Forbes. Layered window and wall coverings are detailed with intricate patterns that mimic those found in nature while maintaining a sophisticated sensibility that suits a range of settings.



FUNGI

Meticulously hand-placed Mendong flowers distinguish this design. Woven of weighty ramie, individual flowers are inserted into the weft, creating a series of dark slubby streaks that recall the frilly edge of a mushroom cap sprouting from the forest floor.



LELK40-06 Mushroom



CENOTE

Long, hanging vines suspended over Yucatan sinkholes served as inspiration for this earthy yet elegant series. Refined abaca is woven with gleaming gold, silver, and copper threads, producing textural striations that conjure the rich dimension and natural colors of these underground caves.




LELK41-21 Oro



ZENITH

Slender metallic stripes shimmer against a field of sheer banana fiber in this series. The delicate tone-on-tone design is woven with dimensional traces of copper or silver that gracefully descend the fabric, their vertical trajectory evoking a streaking star in the night sky.



LELK44-06 Halcyon



LELK44-60 Vapor



LE2336 Gris



LE2303 Blanc



LE2306 Naturel

MACRAME

A bohemian expression with a free spirit, this uniquely woven natural textile is unassumingly elegant, offering a casual charm in its soft, muted color palette.

Price Group: 4 | Max Width: 120"
Available Styles: Roman, Roller, Top Treatment
Shown: LE2336 Macrame – Gris, Old Style Roman



CROSSHATCH

A chic interpretation of chambray fabric, this series is woven with palm fibers and Italian-inspired spun yarn that shows evidence of its innovative construction.



LE1606 Natural



LE1609 Wheat



LE1618 Flax



LE1639 Dust



LE1660 Thunder



CITY STITCH

This handwoven design is a modern interpretation based on ancient Japanese Sashiko stitching from the Edo period. A unique weave that combines functional embroidery with meticulous, decorative stitching to create a sophisticated mix of texture, color and pattern.

features a 2" plain woven border



LEMS71-06 Ivory



LEMS71-09 Limestone



LEMS71-72 Ruby




LEMS71-57 Lapis




LEMS71-54 Malachite

Price Group: 5 | Max Width: 180"
Available Styles: Roman, Top Treatment

Shown: LEMS71-54 City Stitch – Malachite, Traditional Style Roman
WLSM75-54 Kamakura – Malachite, Wallcovering



LEMS76-30 Linden



LEMS76-54 Sage



LEMS76-55 Teal

JACOB STRIPE

For Jacob Stripe, lustrous, textural ramie is handwoven in a variegated-stripe pattern that recalls the charming scalloped shop awnings found in French seaside villages. Its relaxed, sun-washed look and soft-hued palette provide the perfect complement to the Madeleine wallcovering.

Price Group: 5 | Max Width: 180"
Available Styles: Roman, Roller, Top Treatment



MICHAEL S. SMITH

Recognized as one of the design industry's most respected talents, Michael S. Smith presents a fresh, globally-inspired collection that combines his signature blend of historically referenced patterns in bold, simple colors with the textural detailing from Hartmann&Forbes.



CASCADE

An elegant and sophisticated use of the traditional striation pattern, employing soft colors of handwoven threads. The vertical stitch pattern is asymmetrical and highlighted by subtle, but glamorous metallic strands.



LEMS70-12 Ivory



LEMS70-55 Malachite



LEMS70-51 Limestone

Price Group: 5 | Max Width: 180"
Available Styles: Roman, Roller, Top Treatment



LE2012 Dawn



TABARET

Influenced by vintage European linen, this handwoven textile of ramie fiber offers subtle variegated stripes in nature's hues, creating a harmonious mix of status and pedigree.



LE2630 Lawn




LE2660 Greylake




LE2657 Lagoon



LE2645 Brownstone



LE2021 Sunrise



LE2039 Dusk

RAINFALL

To create a pleasant variance, softly reflective metallic and colored warp threads dance with white ramie weft fibers in harmonious, handwoven choreography.



Table courtesy – The Joinery | Chairs courtesy – Tiffany Home Design

RHYTHM

Inspired by indigenous music tradition and its melodic essence, this artisanal textile series is handwoven using original foot-treadle looms. This intensive process results in patterned compositions that add a vibe of tribal heritage to an interior space.



LE2912 Beat




LE2960 Pulse




WICKER


The legacy of hand-weaving wicker basketry and furnishings dates back to the ancient Mesopotamians. Inspired by this tradition, Wicker offers a superior balance of woven textures and natural hues.



LE4106 Cane




LE4136 Willow



LE4187 Rattan



LE2712 Chords



LE2739 Keys



LE2781 Notes



ILLUMINATION

A minimalist weave with subtle sheen for nonchalant luxury.
Layered shadings of ivory and misty grey offer elegance and beauty.



LE1301 Barege

No Roller



LE1292 Pasir



LE1064 Madras



LE1284 Bishan





BALDWIN STRIPE

An open weave of yarns and dyed ramie form a relaxed rectangular motif. Its intricate warp and weft lending depth and detail to the interior geometry. Artfully accented with bands of color in a subdued, subtle palette of mist and cream, the vertical stripes add layers of tonal beauty to the gauzy ground.



LEJP23-06 Cream



LEJP23-36 Mist

Price Group: 5 | Max Width: 120"
Available Styles: Roman, Top Treatment



J. RANDALL POWERS

Celebrated for his classic yet cosmopolitan style, the J. Randall Powers Collection reveals the artisanal quality of Hartmann&Forbes' handwoven textiles combined with Powers' penchant for tailored patterns with a playful twist.



APSLEY CHECK

Clean-lined and classic, Apsley Check is defined by small, even squares that recall the timeless Shepherd's check. Woven of refined ramie, this weave evokes the textural, lightweight hand of linen and pairs beautifully with the geometric Christopher Check series.



LEJP20-18 Taupe



LEJP20-03 White



LEJP20-33 Slate



LEJP20-72 Brick

Price Group: 5 | Max Width: 180"
Available Styles: Roman, Roller, Top Treatment

CHRISTOPHER CHECK

A medium check of contrasting colors creates a crisp windowpane pattern. Ramie fibers are framed in bold hues, imparting a graphic punch that enlivens the rigorous geometry. Sophisticated yet friendly, it suits formal and informal spaces alike.



LEJP21-72 Brick



LEJP21-33 Slate



LEJP21-18 Taupe

Price Group: 5 | Max Width: 180"
Available Styles: Roman, Top Treatment

Shown: LEJP21-72 Christopher Check – Brick, Old Style Roman
WLJP24-72 Christopher Check – Brick, Wallcovering



Rug courtesy - Tufenkian Artisan Carpets

JG PLAID

A fresh take on traditional plaid, this weave is intricately loomed of refined ramie. Strong crisscrossing pencil stripes in an irregular sequence form an intriguing dimensional look. Hand-tied knots, a woven edge and woodland palette of moss and linen play relaxed counterpoint to the structured sensibility.



LEJP22-12 Moss on Linen



LEJP22-78 Linen on Moss

Price Group: 5 | Max Width: 180"
Available Styles: Roman, Top Treatment

WINDSOR

Corded French textiles inspired this transitional series by J. Randall Powers. Windsor's tightly woven ramie ground is detailed with yarns that are individually twisted by hand into pencil lines. Their two-tone palette and horizontal relief offer a fresh take on a traditional striped design.



LEJP26-33 Slate



LEJP26-15 Taupe



LEJP26-09 Cognac

Price Group: 5 | Max Width: 100"
Available Styles: Roman, Top Treatment

Shown: LEJP22-12 JG Plaid - Moss on Linen, Old Style Roman
WLJP25-78 JG Plaid - Linen on Moss, Wallcovering



ULANA

Named for the Hawaiian word to braid, Ulana is hand-loomed from thick warp yarns paired with hand-placed pine and aromatic vetiver and finished with a woven edge border. The texture yields an organic aesthetic.



L6603 Ke'oke'o



LE6609 Hoa



LE6687 Ele'ele





INTERWOVEN II

This intricate open weave evokes contemplation and relaxation with its nuanced palm, ramie and soft yarn textures.




LE2521 Delmar



LE2503 Imperial



LE2515 Solana



LE2536 Clearwater



LE1703 Wrafton



LE1100 Cassimere



LE1805 Buckskin

THATCH

The beautiful texture of a thatched roof is the inspiration for this series, a medium-weight textile offering privacy and a casual point of view to an interior.





INTERBRAID


Intricately handwoven ramie braids in pale grey and golden wheat delicately rise above a finely woven field. The unique horizontal pattern has a gentle rhythm which lends a natural restfulness and comfort to a room.



LE1906 Blonde



LE1903 Champagne



LE1939 Ash



LE1960 Heather

MESA

Inspired by Southwestern weaving traditions, palm and ramie fibers in modern earth tones mingle with hand-placed water hyacinth strips for textural dimension. This tapestry-like design adds luxurious layers of warmth and artistic beauty to any interior.



LE2121 Adobe



LE2115 Pueblo





LE7060 Ebony



LE7009 Golden

NEW

TENDRIL

An earthy fragrance lingers in the hand-placed vetiver roots, their fibrous texture stretching across the shifting tones of the warp threads. Like vines finding their path, the strands create a surface that feels both rooted and fluid, casting light with nuanced dimension.



Price Group: 4 | Max Width: 180"
Available Styles: Roman, Top Treatment
Shown: LE7060 Tendril – Ebony, Old Style Roman

TENDRIL



LE6909 Gold



LE6960 Ebon





EARTHEN

Handwoven of vetiver, a hearty organic root fiber with a warm woody scent, this weave is grounded and earthy offering interiors a complex textural identity that is exotic, yet modern.



LE2409 Root



LE2439 Stem



LE2487 Seed

Price Group: 4 | Max Width: 180"
 Available Styles: Roman, Top Treatment
 Shown: LE2409 Earthen - Root, Old Style Roman



CABANA

Densely-woven contrasting fibers in subtle hues create a relaxed and approachable weave in a sand tone that evokes a laid-back island vibe.



LE1130 Palm



SHALE

Referencing the raw beauty of high desert geology, naturalistic color bands are stacked to achieve a strié effect. Arrowroot fibers in shades of desert sand combine for tonal beauty.

WOODSTOCK

A naturalistic design in deep woodland colors of walnut, moss and straw. This weave summons a cozy mountain feeling.



LE1169 Moorea



LE1512 Dune



LE1506 Sand



LE1530 Sage



STUDIO CONCEPTS

ARCHETYPE WEAVES IN THE MAKING

Founded by artistic curiosity, the Studio Concepts collection is a testament to artistic ingenuity and innovation. Handwoven using special techniques and exotic fibers, these limited-edition designs push the boundaries of traditional weaving, resulting in a showcase of creativity and mastery.



Traditional basketry from Bali's Kuta Beach inspired this design. Hand-placed strands of aromatic vetiver set off with twisted yarn, woven with ramie rivulets, produce a richly textural landscape showcasing the fibers' rustic quality and artisanal character.

LE6509 KUTA



Price Group: 5 | Max Width: 100"
Available Styles: Roman, Top Treatment
Shown: LE6509 Kuta, Old Style Roman

LE4715 MELANGE



A multi-hued mix of fibers marks the Melange design. Ramie, palm, and black abaca are skillfully twisted together to evoke the heathered look of eagle feathers. The weave – distinctive and dense – combines natural colors to create a slanted, impressionistic pattern.

Price Group: 5 | Max Width: 120"
Available Styles: Roman, Top Treatment

A thick warp of double-twisted palm yarns yields a textural landscape that conjures traditional Japanese mats. Hand-knotted fibers in two earthy colors combine to form a tonal grid pattern, while allowing light to pass through like a dimensional screen.

LE4918 TATAMI



Price Group: 5 | Max Width: 180"
Available Styles: Roman, Top Treatment



PG5

LE6806 RIBBON

Natural beauty meets elegant refinement with this design hand-loomed from airy banana fiber. Lustrous ribbons stripe the delicate weave, lending textural dimension and a hint of glamour to the monochromatic composition.



PG4

LE4339 TWEED

Created of ramie and interweaving tones of refined gray and neutral warps, this openly checked pattern is a light and modern approach to historical tweed.

Price Group (PG): 4, 5 | Max Width: 180"
Available Styles: Roman, Roller, Top Treatment

NEW LE5057 GENOA



Price Group: 4 | Max Width: 150"
Available Styles: Roman, Top Treatment

Woven from reclaimed denim and ramie, Genoa explores color through texture and tone. Its deep indigo palette embodies renewal — a modern expression of sustainability and style.

Created in honor of the historical 18th century Tattersall blanket pattern, this modern perspective is composed of interwoven indigo warp threads and ramie, highlighting strong vertical lines with contrasting neutrals.

LE4481 TATTERSALL



Price Group: 4 | Max Width: 180"
Available Styles: Roman, Roller, Top Treatment

LE4642 GROOVE



Price Group: 5 | Max Width: 180"
Available Styles: Roman, Roller, Top Treatment

Lending a vibrant and earthy uptake on mid-century modern, this upbeat and textural design of abaca fiber is complemented with hand-placed water hyacinth and a continuous warp thread of woody neutrals.

Inspired by centuries-old traditional African hand braiding, this textural pattern is punctuated by intricately-braided dark ramie and enlightened by playful cream warp threads.

LE4587 CABLE



Price Group: 5 | Max Width: 180"
Available Styles: Roman, Top Treatment

Meticulously jacquard-handloomed, this limited-edition series lends an artisanal look to an interior. Dimensional strands of natural banana fiber are braided by hand and woven into a ramie ground in an undulating pattern, the complex layering of textural materials yielding rich, organic beauty.

LE6015 PLAIT



Price Group: 5 | Max Width: 100"
Available Styles: Roman, Top Treatment

LE4842 HAVANA



Price Group: 5 | Max Width: 180"
Available Styles: Roman, Top Treatment

Defined by distinctive plaid stripes enriched with an intricate check pattern adding depth and definition against a beige backdrop, Havana is loomed with hand-placed fibers of black abaca and thick, textural ramie. The sensibility is at once relaxed and tailored.

Masterfully interwoven with a mix of thick and thin ramie fibers creating a variegated palette, Pima features a freeform composition of subtle, open stripes. Elegant, white striations are reminiscent of cotton fields, which enhance the tactile richness and rustic-meets-refined feel.

LE5051 PIMA



Price Group: 4 | Max Width: 180"
Available Styles: Roman, Roller, Top Treatment



LE6109 CREEL



Rugged wicker baskets used by anglers to carry fish inspired this design. Woven on a jacquard-handloom, Creel's cream-colored ramie ground is punctuated with hand-placed contrasting patches of soft-brown water hyacinth fibers in a rhythmic interplay of texture and tone.

Price Group: 5 | Max Width: 100"
Available Styles: Roman, Top Treatment

Shown: LE6109 Creel, Old Style Roman



WOVEN-TO-SIZE

GRASSWEAVE ESSENCE™

A SHADE FOR EVERY ROOM

A versatile plain weave of ramie fiber, providing a design foundation for every space and style. Lightweight construction and sophisticated colorways pair with a wide range of other H&F collections and features a myriad of custom capabilities.



LE3006 Shell



LE3003 Cloud



LE3027 Cork



LE3012 Sand



LE3118 Brush



LE3036 Ash



LE3418 Linseed



LE3015 Muslin



LE3039 Fog





Lamp courtesy - Palecek



LE3009 Citrine



LE1012 Farandine



LE3139 Lark



LE3130 Bisque



LE3042 Wilderness



LE3030 Fescue



LE1039 Lustring



LE3054 Sprig




LE3018 Sterling

Price Group: 4 | Max Width: 180"
Available Styles: Roman, Roller, Top Treatment


Shown: LE3054 Essence - Sprig, Old Style Roman
G03 9000 - Snow, Rollershade with COM Border Trim



LE3530 Clover **NEW**



LE3533 Cerulean **NEW**




LE3547 Mulberry **NEW**



LE3051 Sunray




LE3021 Maple




LE3154 Garden




LE3057 Denim




LE3072 Terra



LE3066 Pinecone



LE3078 Meadow



LE3087 Onyx





WOVEN-TO-SIZE

GRASSWEAVE MOTIFS™

CONTEMPORARY DESIGNS
OF HISTORICAL PATTERNS

A visual representation of the concept of motifs, this collection deploys repeating decorative patterns to artfully express emotions and ideas. Ranging from the geometric and abstract to the botanical and traditional, these intricate designs are handwoven of natural fibers on a jacquard loom for rich color and texture and a calming, rhythmic effect.



LE6357 Azraq

CANEWORK

Modeled after classic woven-cane chairs, this refined series is marked by a recurring geometric motif. The intricate design is jacquard-handloomed of natural banana fiber, crisscrossing the tonal ground in an elegant lattice pattern; the colors create contrast and visual dimension.



LE6315 Ramadi



LE6312 Ramil



LE6336 Hasa

PINISI

Traditional sailing vessels, known as pinisi, inspired this series – a modern take on traditional design. Jacquard-handloomed of ramie, Pinisi features a motif of the rigged boats in silhouette.



LE6412 Pasir




LE6415 Abu



LE6436 Batu



LE6457 Laut





SKY LADDER

Inspired by a 1940s Diné (Navajo) wool saddle blanket, Sky Ladder is defined by a series of hexagonal shapes descending in vertical bands with delicate diamonds for artful detail. Jacquard-handloomed of ramie, its rich texture complements the tone-on-tone beauty, while the ladder-shaped motif symbolizes the rider's journey along rivers and under the cloud-filled sky.



LESF93-30 Sage



LESF93-18 Tan



LESF93-21 Ochre

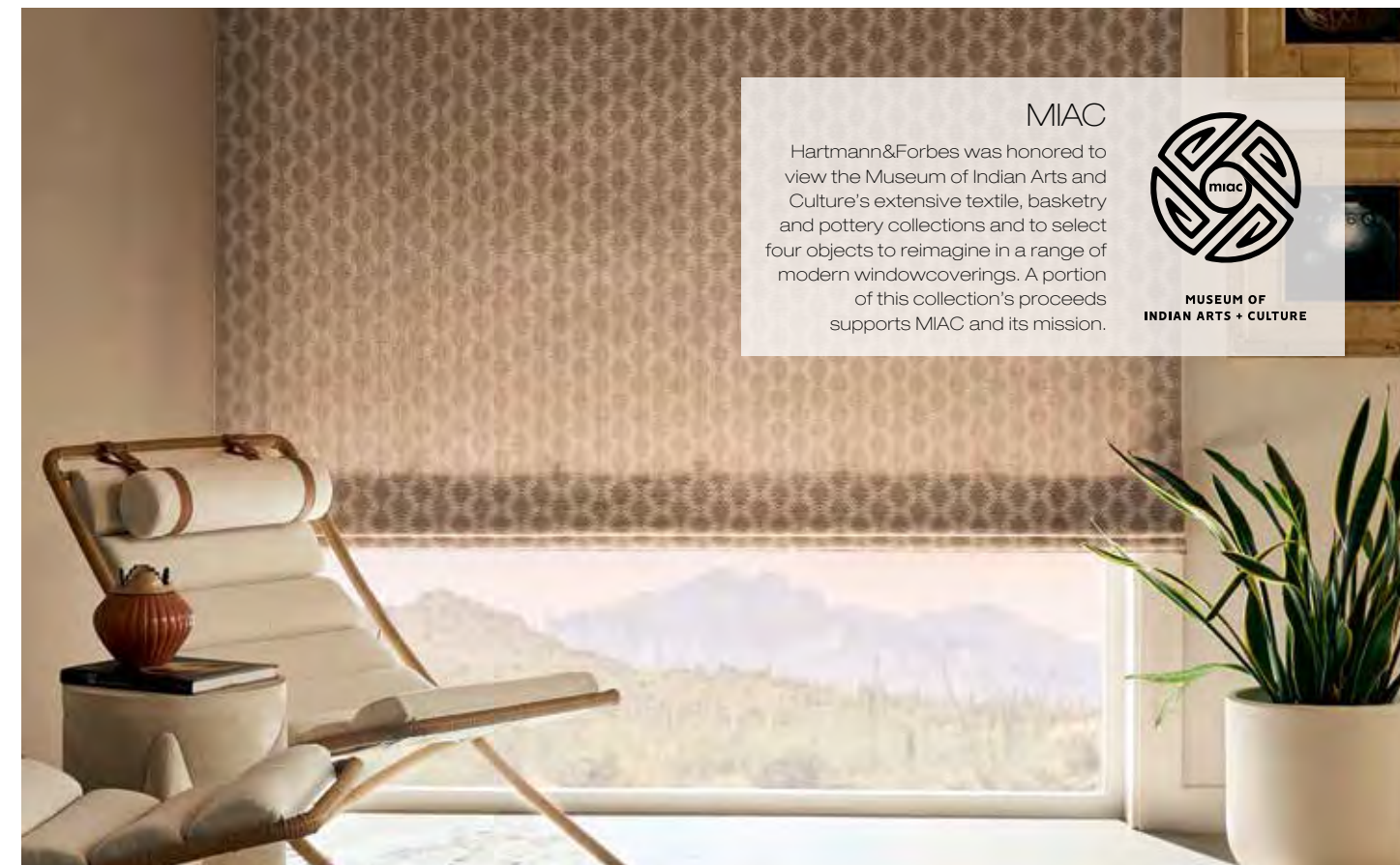


LESF93-36 Silver

INSPIRATION
 Saddle Blanket, ca. 1940
 Artist once known
 Diné (Navajo)
 Wool
 Museum of Indian Arts and Culture
 Santa Fe, New Mexico
 48188/12



Price Group: 5 | Max Width: 100"
 Available Styles: Roman, Top Treatment
 Shown: LESF93-36 Sky Ladder – Silver, Old Style Roman



MIAC
 Hartmann&Forbes was honored to view the Museum of Indian Arts and Culture's extensive textile, basketry and pottery collections and to select four objects to reimagine in a range of modern windowcoverings. A portion of this collection's proceeds supports MIAC and its mission.



MUSEUM OF INDIAN ARTS + CULTURE

STARLIGHT

The Starlight series reimagines a turn-of-the-century storage basket from California's Yurok tribe. Jacquard-handwoven of ramie, the elemental motif evokes the timeless symbolism of a star-filled sky, serving as a guide for explorers and travelers alike.



LESF90-12 Parchment




LESF90-18 Tan



LESF90-36 Silver



INSPIRATION
 Storage Basket, ca. 1904
 Artist once known
 Yurok people of California
 Hazelnut rods, spruce root, bear-grass, maidenhair fern stem
 Museum of Indian Arts and Culture
 Santa Fe, New Mexico
 14296/12




LESF90-42 Bronze



LESF90-55 Turquoise

Price Group: 5 | Max Width: 100"
 Available Styles: Roman, Top Treatment
 Shown: LESF90-18 Starlight – Tan, Old Style Roman



WATERLINES

Waterlines draws inspiration from a 1977 Pueblo pottery jar designed for carrying water. Jacquard-handwoven of ramie, its geometric honeycomb pattern in a two-tone palette captures the elegant simplicity of interlocking circles formed when water swirls around river rocks.



INSPIRATION
 Pottery Jar, ca. 1977
 Artist once known
 Santo Domingo Pueblo,
 Museum of Indian
 Arts and Culture
 Santa Fe, New Mexico
 54324/12



LESF91-21 Ochre



LESF91-87 Onyx

Price Group: 5 | Max Width: 100"
 Available Styles: Roman, Top Treatment
 Shown: LESF91-87 Waterlines – Onyx, Old Style Roman



PASSAGES

A 1960s Hopi woven bowl made of yucca leaves inspired Passages. Ramie is jacquard-handloomed in a rhythmic rectilinear pattern that draws references to the original conversation between the maker and the basket. The tactile weave softens the crisp geometry while evoking the intricate look of basketry.



LESF92-09 Chamois



LESF92-84 Graphite



LESF92-21 Ochre



LESF92-42 Bronze

INSPIRATION
 Bowl, ca. 1960-1968
 Ada Fredricks, Hopi
 Yucca leaves, rabbit brush, and galleta grass
 Museum of Indian Arts and Culture
 Santa Fe, New Mexico
 56157/12

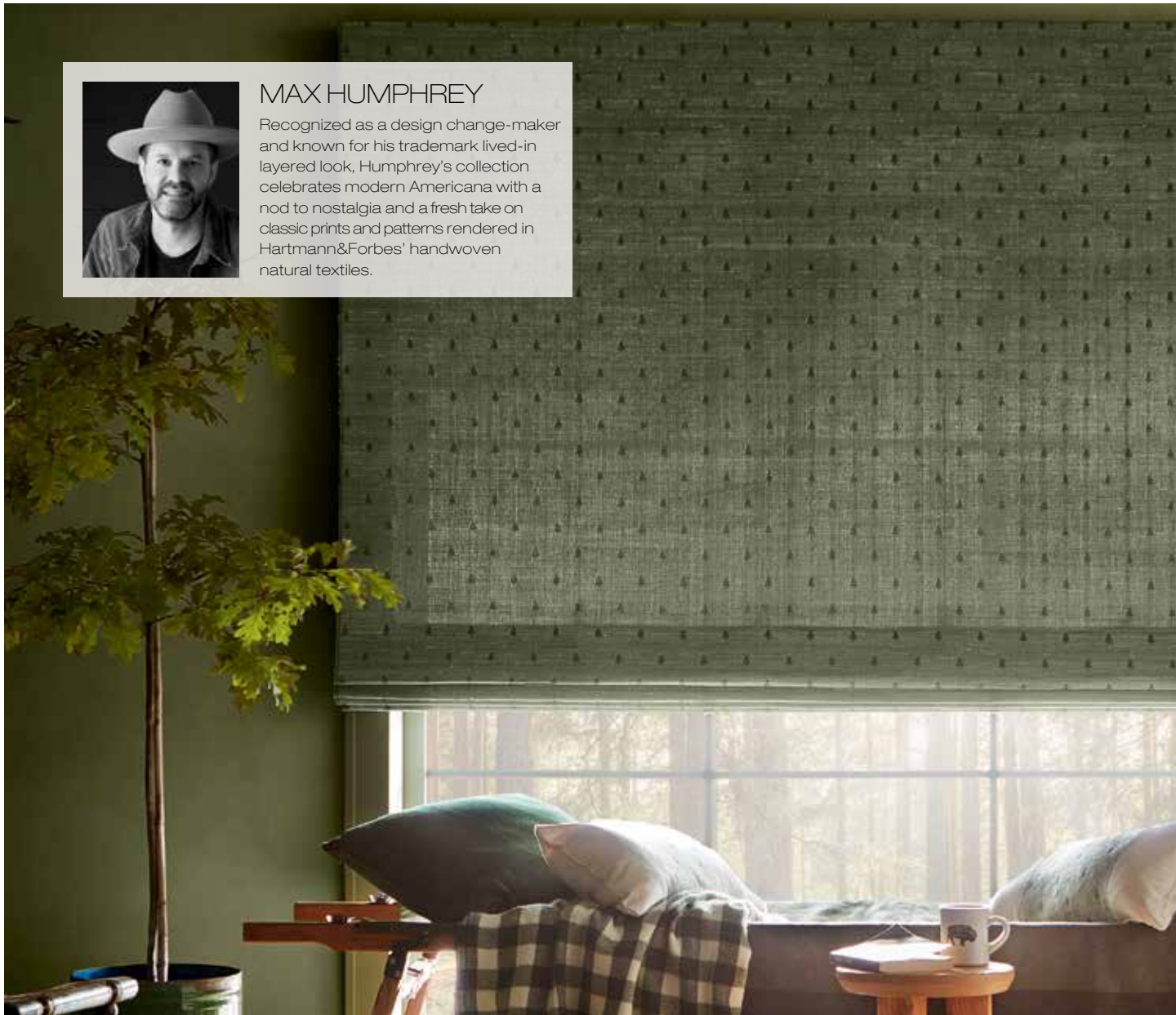


Price Group: 5 | Max Width: 100"
 Available Styles: Roman, Top Treatment
 Shown: LESF92-21 Passages – Ochre, Traditional Style Roman



MAX HUMPHREY

Recognized as a design change-maker and known for his trademark lived-in layered look, Humphrey's collection celebrates modern Americana with a nod to nostalgia and a fresh take on classic prints and patterns rendered in Hartmann&Forbes' handwoven natural textiles.



QUILT

A modern take on traditional quilts, this series nods to the nostalgia of handmade crafts with its classic chain motif. The geometric pattern and two-tonal colors provide a contemporary twist, while jacquard-handloomed ramie creates subtle variations in the weave for rich texture and visual dimension.



LEMH504-18 Faded Khaki



LEMH504-57 Indigo



LEMH505-54 Pine

TREES

Humphrey's yearlong road trip exploring America's National Parks inspired this series. With a nod to nature, the tree motif is jacquard-handloomed of ramie in a forestry pine palette that brings the outdoors in.

Price Group: 5 | Max Width: 100"


Available Styles: Roman, Top Treatment

Shown: LEMH505-54 Trees - Pine, Old Style Roman

Price Group: 5 | Max Width: 100"

Available Styles: Roman, Top Treatment

Shown: LEMH504-57 Quilt - Indigo, Old Style Roman
WL374 Alpine - Aspen, Wallcovering



LEMH501-84 Charcoal

CROSS

An age-old symbol in nature and iconography, the venerable cross is reinterpreted in jacquard-handloomed ramie. The crosses, formed of an intricate check pattern, float in a textural landscape delineated by horizontal lines, its tonal black-and-white palette producing a primitive, understated design.

CABLEKNIT

Reminiscent of iconic New England sweaters, this series is distinguished by its rich dimension rendered on a jacquard-handloom. A dense weave of refined ramie features alternating cable ribs framed in columns. They twist down planes of fabric, imparting visual depth and subtly raised texture in a design at once classic and contemporary.



LEMH503-15 Heathered Gray



LEMH503-57 Heathered Blue





WOVEN-TO-SIZE

GRASSWEAVE ORIGINS™


A DESIGN INDUSTRY CLASSIC

Drawing insight from the past to carry tradition forward, this collection of classic evenly-spaced warp designs made of palm, bamboo husk and other exotic fibers, delivering beautiful light-play as the sun's rays gently filter through the open grassweaves.



GENESIS

This elegant design produces a beautiful play of light through the filter of its open grassweave. Slender, vertical stripes juxtaposed with a relaxed ramie base bring a modern spin to a classic design in colors that seamlessly coordinate with our Driftwood series.



LE6203 Cottonseed



LE6209 Flaxseed



LE6215 Grainseed



LE6236 Linseed


Price Group: 4 | Max Width: 180"
Available Styles: Roman, Top Treatment

Shown: LE6215 Genesis – Grainseed, Old Style Roman
WL417-45 Peninsula – Beach, Wallcovering



HEIRLOOM

Loomed entirely from textural strands of natural vetiver that are individually hand-placed, Heirloom brings earthy elegance to an interior. Thin warp threads play delicate counterpoint to the wavy, rough-hewn weft for an airy, organic design that beautifully filters the light.



LE5909 Branch



HERITAGE

An update on a traditional grassweave design, the subtle sheen and dressy softness of arrowroot provides a seductive allure.



LE1300 Cire



LE1305 Atlas



LE1860 Armure



VINTAGE

A relaxed timeless grassweave pattern that blends effortlessly with contemporary and traditional interiors alike. The matte finish demonstrates a natural and organic nature.



LE1151 Chamois



LE1150 Leno



LE1154 Crentone

HAVEN

Ramie, prized for its beauty and softness, is in full effect in this wondrously airy weave, offered in a delicately neutral palette of warm white and golden straw.



LE1200 Canera



LE1207 Tiaki

Price Group: 4 | Max Width: 180"
Available Styles: Roman, Top Treatment

INTERLACE

Soliciting an interplay between light and fiber, this innovative warp-yarn structure and gauze-like ramie fibers candle incidental light in a graceful dramatic dance.



Furnishings courtesy - Palecek

TRESTLE

Lending a contemporary charm to any room, this weave captures attention with memorable stripes woven in tone-on-tone arrowroot.



LE1310 Railay



LE1336 Samet

Price Group: 4 | Max Width: 180"
Available Styles: Roman, Roller, Top Treatment



LE3209 Tawny



LE3215 Ember

Price Group: 4 | Max Width: 180"
Available Styles: Roman

Shown: LE3209 Interlace - Tawny, Old Style Roman



WOVEN-TO-SIZE

PAPYRUSWEAVE®

MOMENTS OF MINDFUL ZEN

An unassuming, refined elegance defines this modern collection of hand-loomed wood-pulp fibers.

Designed in textural patterns with soft tonal hues that invite a serene and tranquil mood to interiors.

NEW

REVERIE


Reverie evokes a contemplative state, with papyrus and arrowroot woven in measured alternation to form a calm, organic surface. Each handwoven strand carries subtle nuance, diffusing light into a soft, tranquil presence.



PE610-03 Whimsical White



PE610-06 Introspective Ivory



PE610-09 Harmonious Honey



PE610-36 Daydreamy Grey



PE610-45 Musing Umber



PE610-60 Pondering Pewter



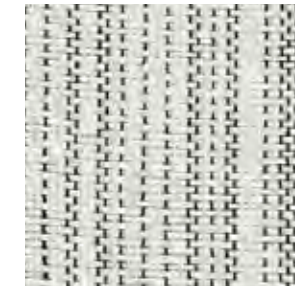


REFLECTION

Lightweight papyrus produces a rich textural backdrop for refined threading in this soothing series. Reimagining classic designs, the rhythmic black-and-white warp forms an open, irregular stripe pattern bordered by a distinctive finished edge that frames the design.




PE609-12 Tender Taupe



PE609-87 Meditative Black



PE609-09 Reposed Sand



PE609-36 Insightful Grey



UNITY

Loomed of gently twisted strands of papyrus, Unity's sumptuously soft texture is balanced by a double warp that delivers definition to the relaxed weave. The series features a diaphanous design that allows light to pass through, its airy look and peaceful color palette lending a Zen sensibility.



PE608-03 Peaceful Dove



PE608-36 Gracious Grey



PE608-09 Common Ground



Price Group: 3 | Max Width: 150"
Available Styles: Roman, Roller, Top Treatment
Shown: PE608-03 Unity – Peaceful Dove, Old Style Roman
WL425-18 Beachfront – Bandon, Wallcovering




Table courtesy - Ferrel Mittman

AWARENESS

With a simple and understated elegance, this design connotes a rustic simplicity and stillness.



PE606-09 Conscious Beige



PE606-03 Heavenly White




PE606-06 Thoughtful Ivory



PE607-09 Imbued Sand



PE606-36 Poised Grey



PE607-60 Composed Grey




PE606-60 Dignified Grey



CLARITY


This linen-like weave lends quiet sophistication to a room with its exquisite refinement. Invitingly soft and supple, it comes in an elegant spectrum of hushed neutrals from Pure White to Steady Graphite.



PE600-03 Pure White



PE600-06 Sacred Desert



PE600-09 Serene Sand



PE600-30 Wise Sage



PE600-36 Placid Grey



PE600-60 Steady Graphite

HARMONY

This captivating design attracts considerable attention with its unique variegated pattern. Pulp fibers, in harmonious hues, are woven together to create a medium-weight shading option that lends character and contrast to a room.



PE602-03 Divine White



PE602-09 Blended Raffia



PE602-42 Infused Bark



PE602-51 Healing Agate



PE602-60 Diverse Grey



PE602-63 Noble Slate

Price Group: 3 | Max Width: 150"
Available Styles: Roman, Roller, Top Treatment
Shown: PE602-42 Harmony – Infused Bark, Old Style Roman

BALANCE

A lightweight weave that effortlessly blends a chalky-white ground with tones of soft cream, grey or green, resulting in a heathered look that is gentle and approachable.



PE601-36 Soft Grey



PE601-06 Soothing White



PE601-30 Gentle Green



Price Group: 1 | Max Width: 150"
Available Styles: Roman, Roller, Top Treatment





PE604-03 Inspired White



PE604-06 Restful Ivory

ENLIGHTENMENT

Lightweight and loosely structured, this weave filters sunlight without obscuring outside views. Delicate mottling makes the sun-bleached palette even more intriguing.



PE604-09 Relaxed Sand



PE604-30 Peaceful Green



PE604-36 Contented Grey



PE604-60 Vibrant Grey

Price Group: 2 | Max Width: 150"
Available Styles: Roman, Roller, Top Treatment

TRANQUILITY

Reminiscent of Japanese screens, this open framework of line and space is created using two different colored pulp weft fibers in combination with stylized warp threading. The artistry of the weave and color selection reflects an understated, modern sensibility.



PE605-03 Cozy White



PE605-36 Passive Grey



PE605-09 Quiet Beige




PE605-30 Easy Green



PE605-60 Cool Grey

Price Group: 3 | Max Width: 150"
Available Styles: Roman, Roller, Top Treatment

Shown: PE604-36 Enlightenment – Contented Grey, Roller Style



SERENITY

A design traditionally woven in grass fibers, this textural weave is thoughtfully updated in contemporary pulp fiber with a striking 3.5" warp. Its airy woven fibers and earthy color palette set a contemplative mood.



PE603-03 Calm White



PE603-06 Mindful Ivory



PE603-09 Creative Sand



PE603-30 Mellow Green



PE603-36 Sulky Grey



PE603-60 Tranquil Grey



PE603-21 Blissful Bark



PE603-63 Warm Slate




PE603-15 Kind Grey



SERENITY II


Offering the same color and texture as the Serenity 3.5" warp, this 5" warp is a timeless design, allowing the fiber to drape in a soft scalloped pattern.




PE603-03w Calm White




PE603-06w Mindful Ivory



PE603-09w Creative Sand



PE603-30w Mellow Green



PE603-36w Sulky Grey



PE603-60w Tranquil Grey



PE603-21w Blissful Bark



PE603-63w Warm Slate



PE603-15w Kind Grey



CUSTOM
[TTS]
TAILORED-TO-SIZE

To accommodate shorter lead times, we handweave our natural fibers into roll goods which are inventoried in our Oregon finishing facility. Here, artisans tailor the weave to the specified window size and hand finish the edges — again, crafting each shade on a one-of-one basis.

COLLECTIONS

GRASSWEAVE

PAPYRUSWEAVE

COLOURWEAVE



TAILORED-TO-SIZE

GRASSWEAVE PAPYRUSWEAVE

TAILORED BASICS
READY TO SHIP IN 3 WEEKS

A fusion of natural fibers and global weaving techniques, this timeless collection offers a diverse range of styles. From refined Japanese Miyabi-inspired designs to bold patterns influenced by international textiles, these jute, bamboo, river reed, sea grass, and wood-pulp fiber creations exude relaxed charm while paying homage to rich weaving heritages.

LINEN

Crisp, minimal and delightfully modern, this series has the natural approachability of linen fabric. Offered in a color palette that complements a wide range of interior color schemes.



No.91w Winter Linen



No.91m Morning Linen



No.91d Dusk Linen



Price Group: 3 | Max Seamless Width: 96"
Available Styles: Roman, Top Treatment
Shown: No.91w Linen – Winter Linen, Old Style Roman

ESSENTIA

Woven jute fibers distilled to their essential beauty, this lightweight textile is available in a range of delicately heathered earth tones.



KW110 Asa



KW116 Ame



KW118 Ishi



KW112 Kumo

BLOSSOM

A micro-fine jute textile offered in two neutral colorways to complement an array of interior styles.



KW95 Lotus Blossom



KW92 Pacific Basin



BASIN

Elegant and finely tailored, this weave offers quiet serenity and soothing tones of sandstone, dappled grey and cocoa brown.



No.93 Yangtze Basin



No.92 Mu Basin



No.95 Saru Basin



No.90 Kanto Basin



PRAIRIE

A prairie landscape of light and dark shading is translated into a jute weave interspersed with wild river reeds.



No.13n Natural Prairie



No.13s Shadow Prairie


Price Group: 2 | Max Width: 96"
Available Styles: Roman, Top Treatment

BAMBOO

A unique and differentiated bamboo design that displays creative panache with a combination of flat and rounded fibers woven with a double warp pattern.



No.25r Bamboo Rustic w/Reed



TAKI

Sustainably cultivated premium bamboo strips are hand laid and woven in a minimalistic pattern offering privacy with style.



No.31r Taki Rustic



No.31 Taki Caramel



WOOLEN MILL

The value of woven wool blankets dates back to the earliest expeditions across the American West. Inspired by this legacy, the Woolen Mill series offers a superior balance of rustic textures and natural colors.



PW157-36 Heathered



PW157-09 Buff



PW157-06 Ecru



PW157-33 Sky



PW157-66 Bruine

Price Group: 2 | Max Seamless Width: 72"
Available Styles: Roman, Roller, Top Treatment
Shown: PW157-09 Woolen Mill - Buff, Traditional Style Roman



ZEN

Zen philosophy suggests uncluttered simplicity will stimulate tranquility. The Zen series adorns this philosophy with its refinement.



PW50 Snow Lantern



PW153 Rake Sand



PW52 Stepping Stone



PW156 Stone Temple



PW154 Rock Garden

Price Group: 1 | Max Seamless Width: 72"
Available Styles: Roman, Roller, Top Treatment



ARMENIA

Inspired by the cultural transformation of the Persian empire, the Armenia series plays with the drama of light and dark pulp fibers to influence the mood of a room.



PW101-12 Medlar



PW101c Cattail



PW101-84 Elderberry

Price Group: 1 | Max Seamless Width: 70"
Available Styles: Roman, Roller, Top Treatment



SILK ROAD

When Chinese silk was first discovered, it became a treasured commodity that merchants would travel far and wide selling to wealthy rulers and nobility. The Silk Road series emulates these rich textures valued across the historic trade route.



PW10w Pearl Silk




PW10b Antique Silk



PW10p Porcelain Silk

Price Group: 1 | Max Seamless Width: 72"
Available Styles: Roman, Roller, Top Treatment



BASKETRY


Ranging from highly functional to artistic masterpieces, basket weaving is an art form that spans cultures around the world. The Basketry series draws on this functional expression with four wide-warp designs in a neutral palette.



PW158-03 Blanched



PW158-09 Fawn



PW158-36 Dusty




PW158-66 Cocoa

Price Group: 3 | Max Width: 72"
Available Styles: Roman, Top Treatment

PHARAOH

As early as 4000 BC, ancient Egyptians would pound and weave papyrus plant fibers to create paper. The Pharaoh series pays tribute to the ancient craftsmen who created the pulp fiber to record the legacies of the wealthy.



PW94w Cotton



PW94g Ibis

Price Group: 2 | Max Seamless Width: 96"
Available Styles: Roman, Top Treatment





TAILORED-TO-SIZE

COLOURWEAVE®


AN ART-INFUSED PORTFOLIO OF WEAVES

A palette of designs woven of the inside peel of sustainably-grown bamboo. Choose from a curated palette of natural tones or custom colors to seamlessly integrate into your design vision.

GILAS

Rough-hewn bamboo splits in their natural state are artfully hand cross-threaded with a Mughal motif in creamy threads, creating a well-traveled aesthetic.

This boldly textural design not only celebrates but elevates the imperfect beauty of natural materials.



CW90 Bambosa Cream



edge binding
LINEN
HEMP



906 Naturale

927 Corda

912 Lino

936 Ostrica

Max Width: 80"
Available Styles: Top Treatment

Shown: CW90 Gilas – Bambosa Cream
Chik Valance with 906 Linen Hemp – Naturale Edge Binding



JUNSEI

Inspired by traditional Japanese screens, this refined weave is handwoven with thinly sliced bamboo, allowing the sunlight to gently filter in.



CWMS83 Shiro **NEW**



CWMS81 Hinoki



CWMS80 Matsu



CWMS82 Tochi

edge binding BAMBOO



801 Rice



890 Ivory



830 Beechey



820 Ceylon



866 Stone



877 Tea



816 Java

MICHAEL S. SMITH

Recognized as one of the design industry's most respected talents, Michael S. Smith presents a fresh, globally-inspired collection that combines his signature blend of historically referenced patterns in bold, simple colors with the textural detailing from Hartmann&Forbes.





AMY MEIER

Renowned for seamlessly blending tradition and innovation, Meier's collection spans influences from Japanese minimalism to the warmth and effortless simplicity of a Scandinavian summer. Embracing nature, structure, and ease, each design is artfully expressed through Hartmann&Forbes' handwoven textiles.




MAJA

A modern take on woven wood, Maja is handcrafted of natural bamboo, marked by a rigorous, alternating striped motif and a soft pearl palette that shimmers in the light.



ALMA

The sun-drenched look of a summer beach is reimagined in natural bamboo. Marked by its matchstick-style weft, this woven design combines cream and camel colors in a warm, nuanced weave that conjures a multitude of tiny grains of sand.



CWAM130-27 Sand



CWAM131-06 Pearl



MODERN

A handcrafted double warp updates this traditional weave to a clean contemporary aesthetic. Woven with sustainably sourced bamboo, this design makes a crisp architectural statement.



CW00d Natural

PG1



CW70d Frost

PG2



CW09d Sand Dollar

PG2



CW29d Quartz

PG2



CW73d Zion

PG2



CW74d Sierra

PG2



CW75d Citron

PG2

Price Group (PG): 1, 2 | Max Width: 120"

Available Styles: Roman, Top Treatment

Shown: CW74d Modern - Sierra, Old Style Roman with Custom EW149-09 Mirage - Glow Edge Binding

CLASSIC

An interior design classic, bamboo shades gently filter sunlight with low-key natural beauty. This design features slender-grained bamboo reeds in painted tones.



CW00 Natural PG1

PAINTS



CW70 Frost PG2



CW29 Quartz PG2



CW09 Sand Dollar PG2



CW73 Zion PG2



CW74 Sierra PG2



CW75 Citron PG2

STAINS



CW45 Bolivian Maple



CW46 Peruvian Walnut



CW47 Brazilian Teak



CW48 Chilean Cherry



Price Group (PG): 1, 2 | Max Width: 96"
Available Styles: Roman, Top Treatment



CW49 Minkwood



CW51 Bark

Price Group: 2 | Max Width: 120"
Available Styles: Roman, Top Treatment

WOODLAND

An exquisite layer, Woodland pairs beautifully or can anchor a window setting to create an instant refuge of relaxation. Colorways stained in warm hues of rustic timbers and woody bark.

CUSTOM COLOURS

Custom painted to order in modern and traditional matchstick patterns to match a room's colors, furnishings or cabinetry.



Shown: Modern Colourweave in custom color match



SOFT NATURAL FABRIC

RELAXED AND EARTHY BELGIAN LINENS

A fresh translation of textural classics, our Soft Natural Fabric collection offers hints of the exotic while remaining grounded in the modern moment. Loomed in some of the world's oldest and most revered textile mills, fibers are carefully spun and dyed to a rich and earthy color palette.

ERTHEWEAVE





NEW

HONEYCOMB

Handwoven with the slow cadence of the loom, Honeycomb echoes the quiet geometry of nature's design. Linen and cotton slub yarns interlace with subtle variation, creating a dimensional weave that softens light into a warm, textural glow.



EW400-06 Almond



EW400-12 Clove

Price Group: 4 | Max Width: 120"
Available Styles: Roman, Top Treatment

Shown: EW400-06 Honeycomb - Almond, Traditional Style Roman

NEW
STRIA

Named for the fine streaks found in stone and wood, Stria traces subtle lines of light across a sheer linen ground. Smooth specialty yarns drift through the weave at unexpected intervals, creating an airy textile with depth, where every variation tells a story shaped by the loom. MASTERS OF LINEN CERTIFIED.



EW153-03 Moonlit



EW153-24 Sunlit





NEW

PARTERRE

Inspired by the measured order of a parterre garden, this design rests on a base of pure linen where embroidery moves in harmonious flow, creating lines both architectural and organic. Light drifts across the raised threads, casting delicate shadows that enrich the natural fabric's composed, dimensional beauty.



EW154-36 Grove



EW154-27 Birch



Price Group: 3 | Max Seamless Width: 50"
Available Styles: Roman, Top Treatment
Shown: EW154-27 Parterre - Birch, Old Style Roman

NEW

LISCIO



Liscio captures the quiet poetry of natural textures in soft, timeless hues. Woven in Italy from a serene blend of linen and hemp, its smooth hand and grounded weight diffuse light into a tranquil glow, bringing an atmosphere of understated elegance and calm.



EW159-06 Naturale



EW159-27 Corda



EW159-12 Lino



EW159-36 Ostrica





BARGELLO

Named for the timeless needlepoint style that inspired it, Bargello exudes a kinetic quality and earthy elegance. Featuring a stepped, zigzag design of soft, premium linen, the stitches sweep across tonal layers for an artfully shaded effect that lends the look of flames shifting in the wind.



EW152-32 Menta



EW152-03 Perla



EW152-15 Grigio



EW152-12 Cachi

RIBBED

With a raised pinstripe pattern, this sheer linen brings casual chic to an interior. The multi-color thread detail offers a dynamic and differentiated look.



EW105-06 Buff



EW105-60 Denim

Price Group: 4 | Max Seamless Width: 114"
Available Styles: Roman, Top Treatment
Shown: EW152-15 Bargello – Grigio, Old Style Roman
WL426-12 Aleutian – Alpenglow, Wallcovering



SAHARA

Resembling windblown desert sands, this luxury linen exhibits a delicate rippling of soft color favoring the natural beauty of the desert. (shown railroaded)



EW150-03 Salt



EW150-06 Dune



EW150-09 Sandwash



EW150-12 Plateau



EW150-57 Oasis



EW150-72 Sundown

Price Group: 4 | Max Seamless Width: 114"
Available Styles: Roman, Top Treatment

Shown: EW150-12 Sahara – Plateau, Old Style Roman
WL424-03 Baja – White Sands, Wallcovering



BRUSHED

A soft textured sheer linen milled in the Belgium countryside. Offered in a palette of neutrals to work harmoniously in the home and to coordinate with our natural woven shades.



EW151-03 Amaryllis



EW151-06 Lily



EW151-09 Foxtail



EW151-15 Silverdust



EW151-27 Millet



EW151-36 Thistle



EW151-39 Seaholly



EW151-45 Allspice



EW151-87 Hollyhock

Price Group: 3 | Max Seamless Width: 114"
Available Styles: Roman, Top Treatment



FIELDS

A perfect expression of harmony in design. This linen beautifully blends two distinct textures into one evocative pattern. Gentle earth tones and visual texture from vertical warp fibers evoke images of undulating flax fields at harvest.



EW148-06 Loam



EW148-12 Earthen




EW148-39 Root



EW148-51 Bloom



EW148-57 Petal



EW148-84 Peat



WEATHERED

The natural stone-washed palette of this soft, medium-weight linen delivers an easygoing attitude embodying a lived-in, carefree lifestyle.



EW104-12 Limestone



EW104-18 Sandstone




EW104-32 Moonstone



EW104-30 Greenstone



EW104-57 Bluestone



EW104-60 Graystone



EW145s Sao' Luis



EW145m Marcelo

PLAID

A traditional windowpane check pattern is masterfully adapted in a striking linen weave. A heavy, coarse thread woven in the weft, gives this fabric tactile interest and contemporary character.

Price Group: 4 | Max Seamless Width: 50"
Available Styles: Roman, Top Treatment

SHEER STRIPE

An open-weave striping adds visual interest in this sophisticated sheer linen. Offered in a contemporary neutral palette with tonal heathering.



EW144b Balem



EW144o Ounda



EW144n Natal



EW144r Recliffe



Price Group: 3 | Max Seamless Width: 50"
Available Styles: Roman, Top Treatment

Shown: EW144n Sheer Stripe – Natal, By-the-Yard
LE1284 Illumination – Bishan, Old Style Roman




MIRAGE

Heat reflecting from the barren desert floor delivers playful light refraction. The organic pattern of the Mirage Series captures this seemingly random effect.

Table courtesy – O'Hara Studio



EW149-03 Glint



EW149-09 Glow



EW149-12 Luminous



EW149-30 Echo



EW149-36 Illusion




EW149-79 Phantom

Price Group: 4 | Max Seamless Width: 114"
Available Styles: Roman, Top Treatment

Shown: EW149-30 Mirage – Echo, By-the-Yard
LE3130 Essence – Bisque, Rollerfold Style
WL424-12 Baja – Desert Sands, Wallcovering

CORDS

Elegance with a rustic twist, this design features tufted cords artistically embroidered onto a heavy linen ground. As wearable as fashion, this contemporary textile will dress any window in chic style.



EW109-15 Canvas



EW109-06 Cotton



EW109-12 Burlap



EW109-21 Cloth



EW109-54 Knapsack



Furnishings courtesy - Tiffany Home Design | Rug courtesy - Tufenkian Artisan Carpets



ARBORETUM

With an elegant, vintage feel, this sheer design layers a charming abstract leaf motif on a warm cream backdrop.



EW108-21 Bask




EW108-60 Shade

Price Group: 5 | Max Seamless Width: 114"
Available Styles: Roman, Top Treatment



STRIE

An inspired melange of linen threads are loomed into an elegant heathered weave. This sheer linen has a chic quality that elevates the style of a room.



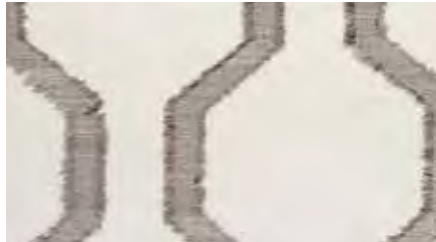
GEOMETRY

A breezy lightweight linen that captures a modern geometric vibe. Offered in misty neutrals and blue, this hypnotic pattern of abstract ogees comes together to make a big impact.


EW259 Contorno



EW257 Angulo




EW256 Praca



EW258 Moldar

Price Group: 5 | Max Seamless Width: 53"
Available Styles: Roman, Top Treatment



EW147 Lagoa
Max Seamless Width: 55"

PG4



EW141a Andari
Max Seamless Width: 50"

PG3



EW141t Tijura
Max Seamless Width: 50"

PG3

Price Group: 3, 4 | Max Seamless Width: 50; 55"
Available Styles: Roman, Top Treatment



PERFORMANCE FABRIC

A collection of designs using man-made fibers woven to achieve peak performance characteristics including heat and glare reduction, UV filtration and privacy. These fabrics are third-party certified, durable, meet or exceed commercial fire standards and are virtually maintenance-free.

ECOWEAVE
PRIVACY FABRIC

ECOWEAVE GREEN PERFORMANCE

An eco-friendly, low-impact solution for challenging environments. Free of harmful chemicals and PVC. Tightly woven, with a tailored feel, in versatile earth tones and textures that nicely complement our natural woven collections.

TRANSLUCENT

ECO 100

3% OPENNESS




BLACKOUT

ECO 200




EC100-03 Agate



EC100-06 Calcite



EC200-03 Agate



EC200-06 Calcite



EC100-09 Epidote



EC100-12 Gneiss



EC200-09 Epidote



EC200-12 Gneiss



EC100-15 Quartzite



EC100-60 Pyrite



EC200-15 Quartzite



EC200-60 Pyrite

Price Group: 3 | Max Width: 118"
Available Styles: Roller, Top Treatment


Price Group: 4 | Max Width: 118"
Available Styles: Roller, Top Treatment

TRANSLUCENT

ECO 101
10% OPENNESS



Capturing the enduring charm and organic touch of linen in a high-performance material devoid of harmful chemicals and GREENGUARD Gold Certified. Airy, soft and subtly textured, the fabric filters the light beautifully.




EC101-03 Meadowsweet



EC101-06 Varuna




EC101-09 Chamomile



EC101-15 Ginseng



EC101-39 Roselle



EC101-42 Hawthorn




Price Group: 3 | Max Seamless Width: 110"
Available Styles: Roller, Top Treatment
Shown: EC101-09 ECO101 – Chamomile, Rollershade with Valance

TRANSLUCENT

ECO 102
1% OPENNESS




Featuring a textural hand with dimensional slubs reminiscent of tree bark, ECO 102 performance material not only aesthetically pleases but also beautifully filters the light. Free of harmful chemicals and Oeko-Tex Standard 100 Certified, it's available in warm and cool earth tones.




EC102-03 Whitebeam



EC102-12 Alder



EC102-27 Paperbark



EC102-36 Elm

Price Group: 4 | Max Width: 108"
Available Styles: Roller, Top Treatment



NEW
TRANSLUCENT

ECO 103
1% OPENNESS



Artfully pairing performance fibers in refined and curly textures lends this design its exceptional quality and natural, handwoven look. Free of harmful chemicals and Oeko-Tex Standard 100 Certified, this translucent rollershade beautifully filters the light in a range of earthy colorways inspired by the desert.



EC103-03 Yucca



EC103-12 Saguaro



EC103-15 Aloe



EC103-18 Acacia



EC103-32 Agave

NEW
TRANSLUCENT


ECO 104
1% OPENNESS



Inspired by the timeless look of linen and crafted from man-made performance materials, this design creates a versatile rollershade. Offered in neutral tones, the translucent ECO 104 beautifully filters the light, while ECO 204 delivers blackout coverage. They are free of harmful chemicals and feature Oeko-Tex Standard 100 certification.



EC104-06 Jasmine



EC104-12 Quinoa



EC104-27 Barley



EC104-36 Rye


Price Group: 4 | Max Width: 108"
Available Styles: Roller, Top Treatment

NEW
BLACKOUT


ECO 204



Inspired by the timeless look of linen and crafted from man-made performance materials, this design creates a versatile rollershade. Offered in neutral tones, the translucent ECO 104 beautifully filters the light, while ECO 204 delivers blackout coverage. They are free of harmful chemicals and feature Oeko-Tex Standard 100 certification.




EC204-06 Jasmine



EC204-12 Quinoa



EC204-27 Barley



EC204-36 Rye

Price Group: 4 | Max Width: 108"
Available Styles: Roller, Top Treatment



TRANSLUCENT
ECO 105

2% OPENNESS

Marked by a textural grid-like motif, this jacquard-woven series evokes the look of natural fibers in man-made performance materials. The translucent windowcovering is free of harmful chemicals and Oeko-Tex Standard 100 Certified, gracefully diffusing the light in a range of muted colorways.



EC105-03 Jicama



EC105-06 Parsnip



EC105-09 Ginger



EC105-18 Cassava



EC105-33 Leek



EC105-39 Taro

Price Group: 3 | Max Width: 108"
Available Styles: Roller, Top Treatment





NEW

TRANSLUCENT


ECO 106
2% OPENNESS




ECO 106 is a translucent performance fabric defined by its evenly woven structure and subtle heathered coloration, offering the look of natural fibers in a refined texture. Crafted from non-toxic fibers and certified to Oeko-Tex Standard 100, it layers beautifully with natural woven shades while bringing understated sophistication to every space.




EC106-03 Camellia



EC106-06 Freesia




EC106-09 Yarrow



EC106-15 Hellebore



EC106-21 Tansy



EC106-69 Nerine

PRIVACY FABRIC DESIGNED PERFORMANCE

A broad collection of decorative fabrics with the look and feel of rich cloth in a soothing range of colors. Sheers to gently filter light and Blackout to block the sun.

TRANSLUCENT

SHEER



This sheer privacy fabric provides ease of handling and care. With a linen-like texture, it softly filters light while providing a natural look.



PFSH01 Soft White



PFSH02 Linen



PFSH03 Khaki



PFSH06 Asher

Price Group: 2 | Max Seamless Width: 114"
Available Styles: Roller, Top Treatment

BLACKOUT


9000




A modern textured design that offers light blockage when room darkening is needed. PVC free, the 9000 series inherently blocks heat loss and reduces UV transmission.




G03 Snow



G00 Bright White



G06 Natural




G09 Wheat



G15 Smoke



G36 Greige



G60 Granite

Price Group: 3 | Max Seamless Width: 114"
Available Styles: Roller, Top Treatment
Shown: G36 9000 - Greige, Rollershade with Ultra Metal Hem Bar





NATURAL WALLCOVERING

WE SEE WALLS AS WINDOWS, TOO.

The presence of light and shade on a wall should always enhance your natural surroundings. Our collection of authentic statement wallcoverings is created from natural rapidly-renewable fibers such as abaca, sisal, ramie and jute. Each textile is woven and finished by hand before being carefully backed.

Here you'll find sanctuary, and inspiration wall-to-wall. From the warm, herbal tones of wine country to traditional Southern geometry, each design reflects a distinctly American personality.

An all-embracing way to feel even more at home.

GRASSCLOTH
PAPER WEAVE
SPECIALTY

NEW

WINDING PATH

Recalling the meander of a valley trail, each hand-placed strand of water hyacinth creates a textured composition of subtle irregularity. A soft color wash settles into the fibers, revealing tonal shifts that lend walls a sense of natural flow and quiet movement.



WL430-12 Vale – Winding Path





NEW
LUSH
MEADOW

Handwoven seagrass, dyed a rich meadow green, recalls blades of grass swaying in layered light. Its interplay of vertical warp and horizontal weft reveals subtle tonal variations, offering an atmosphere that feels both vibrant and serene.



WL432-54 Vale – Lush Meadow

NEW

HIDDEN RIDGE

Echoing the rugged contours of earthen slopes, hand-dyed banana stem is arranged in an unbound pattern of warm, shifting tones. The irregular composition and tactile grain create a grounded surface that radiates raw, natural character.



WL431-18 Vale – Hidden Ridge





BARBARA BARRY

Celebrated for her streamlined interiors and timeless home furnishings, Barry's work embodies a quiet elegance that reflects her artistic sensibility as a plein-air painter. Drawing her inspiration from the illuminating light of Southern California and the forms of her natural surroundings, her work is as peaceful as it is powerful.



AQUARELLE

Aquarelle comes right from the hand of Barbara Barry. Her original watercolor is printed on handwoven paper with a subtle metallic background that shimmers as it catches the light.




WLBB61-30 Citrine



WLBB61-32 Aqua Mist

QUIETUDE


Handwoven from strips of paper and jute in a variegated pattern, Quietude lends a tonal palette with rich texture and a play of quiet dimension.



WLBB60-06 Bleached Bone



WLBB60-30 Citrine



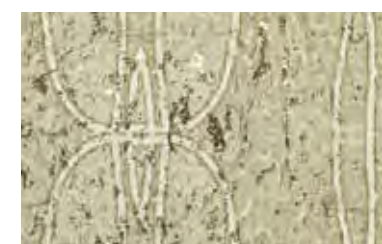
WLBB60-32 Blanc de Chine



WLBB60-36 Dawn



WLBB62-12 Pashmina



WLBB62-30 Citrine



WLBB62-32 Cast Glass



WLBB62-36 Silver Mist



UTOPIA

Utopia is a mesmerizing pattern of overlapping ovals printed on hand-placed cork over a layer of metallic that beautifully reflects the light. This generous and evocative pattern has an artful elegance that is both classic and modern.

TRANSCENDENCE

Stippled dots revolve across the handwoven paper, creating a calm and contemplative mood. The subtle ribbed texture forms a delicate and dreamy impression.



WLBB63-36 Silver Sage



WLBB63-32 Blanc de Chine



WLBB63-18 Tranquil



WLBB63-09 Topaz



SEABOARD

Inspired by that fleeting moment when the sea mist-covered boardwalk mirrors the sunset, Seaboard reflects this elegantly subtle shimmer in unique designs using fibers of abaca and hand-stripped water lilies.



WL414-12 Landing



WL414-03 Cape



Shown: WL414-03 Seaboard – Cape, Wallcovering



Shown: WL414-36 Seaboard – Pier, Wallcovering





WL414-36 Pier

BAJA

Resembling the majestic sandy coastlines in the summertime, the Baja series radiates with a warm and inviting pale, sandy-patina unique to natural fibers such as mother of pearl, raffia and waterlily.




WL424-06 Coral Sands



WL424-03 White Sands

Shown: WL424-03 Baja – White Sands, Wallcovering
EW150-12 Sahara – Plateau, Old Style Roman



WL424-12 Desert Sands



Shown: WL424-12 Baja – Desert Sands, Wallcovering



AMY MEIER

Renowned for seamlessly blending tradition and innovation, Meier's collection spans influences from Japanese minimalism to the warmth and effortless simplicity of a Scandinavian summer. Embracing nature, structure, and ease, each design is artfully expressed through Hartmann&Forbes' handwoven textiles.



GRACE

Inspired by the 1920s Swedish Grace movement, this design marries Scandinavian minimalism and neoclassical expressiveness. The tone-on-tone paper weave is finely embroidered with dimensional geometric motifs and simple botanical forms, yielding a landscape both elegant and elemental.



WLAM534-06 Ivory




Width: 36" (91.4cm) | Length: 10 yds
Shown: WLAM534-06 Grace - Ivory, Wallcovering
LEAM530-27 Tove - Wheat, Old Style Roman



WLAM38-03 Alabaster

FRAMEWORK

This sophisticated, yet soothing wallcovering is a contemporary nod to the traditional chogak bo or patchwork style of Korean Bojagi. Blocks of woven paper in varying sizes are hand-placed in a restrained linear architecture that can be custom arranged to create specific styles and ambiances.





HIGH DESERT

The High Desert series combines the stark beauty of the back country with the tenderness of life that thrives there. Striated, textured and dramatic, each weave exudes the warmth and character that draws people to the desert.



WL358 Sonoran



WL353 Ridgecrest



WL354 Sweetwater



WL352 Mineral Springs



WL359 Mojave



BEACHFRONT

At once relaxed and refined, Beachfront captures its namesake coastal feel. Artisan-loomed of textural raffia, its hand-painted fibers reveal variable brushstrokes for a laidback look. The colorized warp combined with whitewashed weft fibers in an open weave creates a dimensional, sun-dappled appearance.



WL425-18 Bandon



WL425-32 Seaside



WL425-36 Newport

Width: 43" (109cm) | Length: By-the-Yard

Shown: WL425-18 Beachfront – Bandon, Wallcovering
PE608-03 Unity – Peaceful Dove, Old Style Roman

ISLAND COAST

Elemental marine hues wash over this classic handwoven raffia weave with clear lacquer finish for subtle sheen. A contemporary classic that invites the outdoors in.



WL418-06 Shell



WL418-33 Sea Mist



WL418-15 Pebble



WL418-42 Tortoise

Width: 36" (91.4cm) | Length: 8yds (7.3m)
Shown: WL418-33 Island Coast – Sea Mist, Wallcovering



PENINSULA

Mineral browns and seafoam greens swirl and eddy in energetic motion over handwoven raffia with exposed micro knots. A pearlized glaze adds subtle glimmer to the weave and lends instant radiance to a space.



WL417-15 Sea Foam



WL417-33 Sea Break



WL417-45 Beach



WL417-60 Haze

Width: 36" (91.4cm) | Length: 8yds (7.3m)
Shown: WL417-60 Peninsula – Haze, Wallcovering



MICHAEL S. SMITH

Recognized as one of the design industry's most respected talents, Michael S. Smith presents a fresh, globally-inspired collection that combines his signature blend of historically referenced patterns in bold, simple colors with the textural detailing from Hartmann&Forbes.



WLMS72-27 Sandstone



WLMS72-51 Limestone



WLMS72-57 Azul

AGRA LATTICE

Inspired by beautiful, hand-turned spindle designs used throughout Indian architecture for generations, Agra Lattice depicts a maze-like, hand-stenciled pattern with abstracts that play upon form, texture and movement. Smith has adapted the traditional spindle motif and has reinterpreted it into a rhythmic arrangement on rich, woven wallcovering that is as meditative as it is vibrant.

Width: 36" (91.4cm) | Length: 8yds (7.3m)

Shown: WLMS72-57 Agra Lattice – Azul, Wallcovering

KAMAKURA

Merging geometric shapes with Japanese imagery, this complex composition depicts beauty and serenity in a thoughtful, artistic way. In transposing the stenciled design to a textured grasscloth, Smith has created a layered backdrop that can coordinate seamlessly with both modern and traditional interiors.



WLMS75-42 Bronze



WLMS75-54 Malachite



WLMS75-57 Lapis



WLMS75-72 Ruby



Width: 36" (91.4cm) | Length: 8yds (7.3m)
Shown: WLMS75-54 Kamakura – Malachite, Wallcovering

JAPÓN GARDEN

An enduring, woven wallcovering imbued with rich, bold patterns that evoke flora in unusual and unexpected ways. Inspired by antique, hand-carved abaca stencils, these designs bring depth and interest to any room. Hand-mixed, saturated pigments are printed over a neutral background to create a warm, artistic and inviting effect.



WLMS74-51 Amber



WLMS74-57 Red/Blue



WLMS74-30 Verde



WLMS74-18 Stone



WLMS74-12 Mist



Width: 36" (91.4cm) | Length: 8yds (7.3m)
Shown: WLMS74-51 Japon Garden – Amber, Wallcovering



MADELEINE

At once romantic and refined, the Madeleine wallcovering was inspired by a fern motif often used by Madeleine Castaing, the iconic 20th-century French designer and antiques dealer. Natural sisal is meticulously embroidered in a palette of sage, linden and teal, creating a dimensional pattern of interlocking ferns, which is framed by a crisp windowpane grid.



WLMS77-30 Linden



WLMS77-54 Sage




WLMS77-55 Teal

MAJORELLE

Inspired by the famous French artist Jacques Majorelle and his world-renowned garden and home in Marrakesh, Morocco, this sublime wallcovering features graphic arrangements reminiscent of architectural lattice screens found in palaces and temples from Morocco to the Middle East.



WLMS73-06 Sandstone



WLMS73-32 Celadon



Width: 36" (91.4cm) | Length: 9yds (8.2m)
Shown: WLMS77-30 Madeleine - Linden, Wallcovering

Width: 36" (91.4cm) | Length: 8yds (7.3m)
Shown: WLMS73-06 Majorelle - Sandstone, Wallcovering



RIVERFRONT

Resembling reflective waters of a river winding through a city, the Riverfront series is highlighted by golden metallic threads interwoven within soft white and silver abaca.



WL415-03 Sail



WL415-36 Mooring


Width: 43" (109cm) | Length: By-the-Yard
Shown: WL415-03 Riverfront – Sail, Wallcovering



WL420-21 Nantucket



WL420-42 Rockport



WL420-51 Catalina

HARBOR

Sailboat-dotted inlets and ocean sunbeams inspired this eye-catching design. Hearty bac bac fiber is hand-stripped, handwoven, backed with colored paper, then washed with white or metallic pigments. This artisanal process creates a dimensional wallcovering of extraordinary character.

Width: 36" (91.4cm) | Length: 8yds (7.3m)
Shown: WL420-51 Harbor – Catalina, Wallcovering



BIG SKY

The spectacular color display of Montana's open ranges is translated into this vigorous textural weave of jute and linen. Exposed knots and striated sagebrush colors contribute to a strong linear design.



WL419-21 Badlands



WL419-33 Bighorn



NORTH ESTATE

The hand-hewn weaves of the North Estate series provides walls with a cultivated and distinct patina reminiscent of fertile, sun-dappled valleys draped with vine-ripened fruit.



WL322 Chateau



WL323 Barrique



WL321 Blanc



WL326 Domaine



LISA KANNING

Kanning's love of organic shapes and materials informs her collection for Hartmann&Forbes. Layered window and wall coverings are detailed with intricate patterns that mimic those found in nature while maintaining a sophisticated sensibility that suits a range of settings.



DELOS

At once classic and contemporary, this elegant wallcovering design reimagines the ornate details of ancient Greek architecture. Intricately embroidered on a sisal ground, Delos conjures fluted Corinthian columns that anchor the design in a harmoniously balanced motif.



WLLK541-06 Ammou
Trimmed Width: 33" (83.8cm)




WLLK541-60 Asime
Trimmed Width: 33" (83.8cm)

NEPTUNIA

Neptunia captures the soft, swaying look of seagrass, reminiscent of the natural beauty of the Greek Islands.

Embroidered on an earthy sisal ground, the intertwining patterns and gleaming tonal hues evoke the shifting movement and textural intricacy of these underwater plants.



WLLK540-09 Parsino
Trimmed Width: 33" (83.8cm)



WLLK540-55 Galano
Trimmed Width: 33" (83.8cm)





SYCAMORE

Reminiscent of Sycamore tree bark, this series features a captivating camouflage pattern. The mottled motif is rendered in a complex layering of silver-painted paper, laser-cut cork, sisal and metallic embroidery – the interplay of materials bringing rich depth and organic beauty.



WLLK47-30 Sage
Trimmed Width: 32" (81.3cm)



WLLK47-30G Sage Ground

MARSH

A desolate field of wizened grass is reimagined as a vibrant landscape in this series. Tonal paper weave is embroidered with dimensional stitches that free and separate the fibers. Its fringed eyelash effect is reminiscent of the graceful movement of grass in a marsh.



WLLK49-18 Fawn
Trimmed Width: 32" (81.3cm)




WLLK49-18G Fawn Ground






ROCKS

Faux suede intricately stitched in complementary colors creates this collection's trompe l'oeil effect of strewn rocks. Artful tonal shifts produce a play of shadow and angles that lend depth and detail to the pattern, the sheen from the embroidery enhancing its dimensional quality.



WLLK48-18 Topaz
Trimmed Width: 32" (81.3cm)



WLLK48-18G Topaz
Ground



WLLK48-60 Pyrite
Trimmed Width: 32" (81.3cm)



WLLK48-60G Pyrite
Ground

Width: 36" (91.4cm) | Length: 8yds (7.39m)
Shown: WLLK48-18 Rocks – Topaz, Wallcovering



BIRCH

Inspired by natural birch bark, this series reinterprets its namesake in a richly textural design. The large-scale, dimensional pattern is elaborately stitched with slate or gold threads that play a delicate counterpoint to a rough-hewn cork ground over metallic paper.



WLLK46-03 Gardenia
Trimmed Width: 32" (81.3cm)



WLLK46-03G Gardenia
Ground



WLLK46-34 Wisteria
Trimmed Width: 32" (81.3cm)



WLLK46-34G Wisteria
Ground

Width: 36" (91.4cm) | Length: 8yds (7.39m)
Shown: WLLK46-34 Birch – Wisteria, Wallcovering

CASCADIA

An energetic metropolis is nestled between the volcanic peaks of the Cascade Range and the shimmering waters of the Puget Sound. Fresh and dynamic, these weaves embody the beauty of the Pacific Northwest.



WL310 Rainier



WL311 Queen Anne




WL315 Pinehurst



WL313 Alki



WL314 Madrona



WL316-84 Sandpoint

SANTA LUCIA

Windswept seas and rugged shorelines are nearly palpable in the weaves of the Santa Lucia series. Each pattern gracefully infuses visions of cleansing mists, wild bluffs and coastal skies into any interior.



WL364 Cypress



WL366 Ventana

SAVANNAH

Equal parts earthy and elegant, Savannah is reminiscent of beautiful river reeds that grow in southern rivers. Handwoven of raffia with rich textural and tonal contrasts, the wallcovering features designs that evoke the tall, grass-like plants and their natural palette.



WL427-09 Talahi



WL428-09 Ogeechee

Width: 35½" (90cm) | Length: By-the-Yard

Shown: WL427-09 Savannah – Talahi, Wallcovering
LE5909 Heirloom – Branch, Old Style Roman

Shown: WL428-09 Savannah – Ogeechee, Wallcovering
LE6109 Studio Concepts – Creel, Old Style Roman



ACRE

High on a Montana plateau at the edge of a pond, sun-bleached grasses sway in the wind. Horses gather to sip the clear water. These designs draw upon the serenity of the breeze, grass and water.



WL409-15 Chaff



WL409-12 Oat



WL409-21 Hay


Width: 36" (91.4cm) | Length: 8yds (7.3m)
Shown: WL409-21 Acre – Hay, Wallcovering

TAHOE


Drawing inspiration from the golden tones that ignite the lip of Lake Tahoe's snow-lined shores, this series' blended weave of gold metallic threads into a woven paper backdrop encapsulates Tahoe's stunning late winter evenings.



WL410-06 Snowdrift



WL410-21 Sundown



WL410-12 Icecap



WL410-81 Starlight

Width: 36" (91.4cm) | Length: 11yds (10m)
Shown: WL410-81 Tahoe – Starlight, Wallcovering



CHRISTOPHER CHECK

An overscaled check pattern is gravure-printed upon handwoven sisal of natural variation, creating a windowpane pattern. Framed in subtle, sophisticated colors, it imparts a graphic punch that enlivens the rigorous geometry.



J. RANDALL POWERS

Celebrated for his classic yet cosmopolitan style, the J. Randall Powers Collection reveals the artisanal quality of Hartmann&Forbes' handwoven textiles combined with Powers' penchant for tailored patterns with a playful twist.



WLJP24-72 Brick



WLJP24-33 Slate



WLJP24-18 Taupe

Width: 36" (91.4cm) | Length: 12yds (10.9m)
Shown: WLJP24-72 Christopher Check – Brick, Wallcovering

JG PLAID

Taking notes from the JG Plaid handwoven Grassweave design, the JG Plaid wallcovering is defined by crisscrossing pencil stripes in hues of linen. The natural woven sisal is flooded with a moss green color and the stripes are gravure-printed for an intriguing dimensional look.



WLJP25-78 Linen on Moss

Width: 36" (91.4cm) | Length: 12yds (10.9m)
Shown: WLJP25-78 JG Plaid – Linen on Moss, Wallcovering



Width: 36" (91.4cm) | Length: 12yds (10.9m)
Shown: WLJP27-12 Morgan – Taupe, Wallcovering



MORGAN

J. Randall Powers drew inspiration for this series from his collection of Native American baskets. Marked by a refined zigzag pattern that's gravure-printed in three natural tones on a jute-paper ground, the wallcovering delivers visual dimension and a touch of playful flair.



WLJP27-09 Cognac



WLJP27-12 Taupe



WLJP27-33 Slate

CANYON

Drawing inspiration from the dramatic terrain of the American Southwest, Canyon's combination of geometric forms conjures its towering mesas and expansive plains.



WL429-12 Redrock



WL429-36 Keystone



DISTRICT

The unmistakable history of our nation's capital is reflected in the District series' warm colors and clean lines, which honor the past while celebrating today's contemporary design ideals.



WL303 Trinity




WL304 Georgetown



WL302 Dupont




WL305 Bethesda



WL422-15 Boulevard




WL422-09 Walkway



WL422-60 Skyway

UPTOWN

This refined wallcovering conveys the energy of urban construction. An abstract grid design is enlarged, rotary printed, then a thin layer of linen delicately hand applied to soften the effect. The result is a seamless backdrop that adds an element of the unexpected.



WL422-84 Rooftop

ALEUTIAN

Aleutian's soft, suede-like texture reveals one-of-a-kind tonal variations that enrich this exotic, artisan-crafted wallcovering. Painstakingly hand-placed sano panels in an organic palette create a quiet composition.



WL426-03 Glacier



WL426-12 Alpenglow




WL426-15 Moraine



WL426-30 Verglass

Width: 36" (91.4cm) | Length: 12yds (10.9m)

Shown: WL426-12 Aleutian - Alpenglow, Wallcovering
LE5815 Dash - Ceramic, Roller Style





CATHEDRAL


Resembling the glossy bark of rain-soaked aspens in the Cathedral region of the Colorado mountains, this innovative design is created with hand-sliced cork skillfully placed on metallic backing paper, then printed with a design inspired by winter woodlands. This meticulous process results in a lasting impression.




WL423-03 White Gold



WL423-09 Gilded



WL423-39 Bronze



WL423-18 Copper

Width: 36" (91.4cm) | Length: 8yds (7.3m)
Shown: WL423-09 Cathedral - Gilded, Wallcovering



ALPINE

Hand-stripped cork reminiscent of snowcapped summits, rich pine forests and glacial meadows brings home the seldom-experienced richness of a soft-to-the-touch wilderness.



WL376 Pine



WL375 Bristlecone



WL374 Aspen



WL378 Spruce



WL381 Lincoln Park



WL382 Bucktown

LAKE SHORE

The radiant finish of the Lake Shore series is reminiscent of skyscrapers rising up from Lake Michigan in downtown Chicago. Hand-peeled cork is backed with metallic paper and hand blocked with a metallic finish.




WL383 Edgewater






NORTHSANDS


The Northsands series features a neutral palette of vertical mica sand stripes against the subtle shimmer of a metallic backdrop. Northsands can be installed railroaded to create a horizontal stripe.



WL412-36 Sterling



WL413-03 Clouded



WL413-84 Eclipse

COASTLINE

Reflecting the dramatic rise and fall of the ocean tide, the Coastline series presents an oversized, herringbone-inspired mica sand pattern complemented by a dramatic metallic backdrop.



BY-THE-YARD TEXTILES

Our yardage programs are ideal for architects, designers, custom workrooms or automation specialists who want to use our textiles in their projects for a variety of uses. Refer to hartmannforbes.com for available options.

AMY MEIER

| PG | NUMBER | NAME |
|-----|-----------|--------------------------|
| 5 | LEAM30-03 | Parchment, <i>p032</i> |
| 5 | LEAM31-03 | Strie Chalk, <i>p032</i> |
| 5 | LEAM32-03 | Hatch Chalk, <i>p032</i> |
| 5 | LEAM33-66 | Tortoise, <i>p037</i> |
| 5 | LEAM34-09 | Newsprint, <i>p036</i> |
| 5 | LEAM35-87 | Alloy, <i>p036</i> |
| 5 | LEAM36-03 | Alabaster, <i>p035</i> |
| 5 | LEAM36-06 | Opaline, <i>p035</i> |
| 5 | LEAM36-09 | Haze, <i>p035</i> |
| 5 | LEAM36-42 | Chestnut, <i>p035</i> |
| 5 | LEAM37-03 | Alabaster, <i>p035</i> |
| N/A | WLAM38-03 | Alabaster, <i>p192</i> |

ERINN V.

| PG | NUMBER | NAME |
|----|-----------|-------------------------|
| 5 | LEEV50-03 | Sail, <i>p045</i> |
| 5 | LEEV50-09 | Sanddab, <i>p045</i> |
| 5 | LEEV50-12 | Halyard, <i>p045</i> |
| 5 | LEEV50-57 | Ocean, <i>p045</i> |
| 5 | LEEV50-60 | Reef, <i>p045</i> |
| 5 | LEEV51-03 | Swell, <i>p044</i> |
| 5 | LEEV51-06 | Tide, <i>p044</i> |
| 5 | LEEV51-09 | Breaker, <i>p044</i> |
| 5 | LEEV51-36 | Surf, <i>p044</i> |
| 5 | LEEV52-03 | Breakwater, <i>p045</i> |
| 5 | LEEV52-09 | Sandbar, <i>p045</i> |
| 5 | LEEV52-36 | Cove, <i>p045</i> |
| 5 | LEEV52-87 | Jetty, <i>p045</i> |

MAX HUMPHREY

| PG | NUMBER | NAME |
|----|------------|-----------------------------|
| 5 | LEMH500-21 | Gold, <i>p055</i> |
| 5 | LEMH500-36 | Gray, <i>p055</i> |
| 5 | LEMH500-57 | Blue, <i>p055</i> |
| 5 | LEMH500-87 | Black, <i>p055</i> |
| 5 | LEMH501-84 | Charcoal, <i>p116</i> |
| 5 | LEMH502-06 | Natural, <i>p055</i> |
| 5 | LEMH502-57 | Denim, <i>p055</i> |
| 5 | LEMH503-15 | Heathered Gray, <i>p116</i> |
| 5 | LEMH503-57 | Heathered Blue, <i>p116</i> |
| 5 | LEMH504-18 | Faded Khaki, <i>p115</i> |
| 5 | LEMH504-57 | Indigo, <i>p115</i> |
| 5 | LEMH505-54 | Pine, <i>p114</i> |
| 5 | LEMH506-21 | Kindling, <i>p052</i> |
| 5 | LEMH506-36 | Cinder, <i>p052</i> |
| 5 | LEMH506-60 | Smoke, <i>p052</i> |

J. RANDALL POWERS

| PG | NUMBER | NAME |
|-----|-----------|----------------------------|
| 5 | LEJP20-03 | White, <i>p078</i> |
| 5 | LEJP20-18 | Taupe, <i>p078</i> |
| 5 | LEJP20-33 | Slate, <i>p078</i> |
| 5 | LEJP20-72 | Brick, <i>p078</i> |
| 5 | LEJP21-18 | Taupe, <i>p079</i> |
| 5 | LEJP21-33 | Slate, <i>p079</i> |
| 5 | LEJP21-72 | Brick, <i>p079</i> |
| 5 | LEJP22-12 | Moss on Linen, <i>p081</i> |
| 5 | LEJP22-78 | Linen on Moss, <i>p081</i> |
| 5 | LEJP23-06 | Cream, <i>p078</i> |
| 5 | LEJP23-36 | Mist, <i>p078</i> |
| 5 | LEJP26-09 | Cognac, <i>p081</i> |
| 5 | LEJP26-15 | Taupe, <i>p081</i> |
| 5 | LEJP26-33 | Slate, <i>p081</i> |
| N/A | WLJP24-18 | Taupe, <i>p220</i> |
| N/A | WLJP24-33 | Slate, <i>p220</i> |
| N/A | WLJP24-72 | Brick, <i>p220</i> |
| N/A | WLJP25-78 | Linen on Moss, <i>p221</i> |
| N/A | WLJP27-09 | Cognac, <i>p221</i> |
| N/A | WLJP27-12 | Taupe, <i>p221</i> |
| N/A | WLJP27-33 | Slate, <i>p221</i> |

LISA KANNING

| PG | NUMBER | NAME |
|-----|------------|------------------------------|
| 5 | LELK40-06 | Mushroom, <i>p062</i> |
| 5 | LELK41-21 | Oro, <i>p062</i> |
| 5 | LELK44-06 | Halcyon, <i>p063</i> |
| 5 | LELK44-60 | Vapor, <i>p063</i> |
| N/A | WLLK46-03 | Gardenia, <i>p213</i> |
| N/A | WLLK46-03G | Gardenia Ground, <i>p213</i> |

| | | |
|-----|------------|------------------------------|
| N/A | WLLK46-34 | Wisteria, <i>p213</i> |
| N/A | WLLK46-34G | Wisteria Ground, <i>p213</i> |
| N/A | WLLK47-30 | Sage, <i>p210</i> |
| N/A | WLLK47-30G | Sage Ground, <i>p210</i> |
| N/A | WLLK48-18 | Topaz, <i>p212</i> |
| N/A | WLLK48-18G | Topaz Ground, <i>p212</i> |
| N/A | WLLK48-60 | Pyrite, <i>p212</i> |
| N/A | WLLK48-60G | Pyrite Ground, <i>p212</i> |
| N/A | WLLK49-18 | Fawn, <i>p211</i> |
| N/A | WLLK49-18G | Fawn Ground, <i>p211</i> |

MICHAEL S. SMITH

| PG | NUMBER | NAME |
|-----|-----------|------------------------|
| 4 | CWMS80 | Matsu, <i>p158</i> |
| 4 | CWMS81 | Hinoki, <i>p158</i> |
| 4 | CWMS82 | Tochi, <i>p158</i> |
| 4 | CWMS83 | Shiro, <i>p158</i> |
| 5 | LEMS70-12 | Ivory, <i>p069</i> |
| 5 | LEMS70-51 | Limestone, <i>p069</i> |
| 5 | LEMS70-55 | Malachite, <i>p069</i> |
| 5 | LEMS71-06 | Ivory, <i>p068</i> |
| 5 | LEMS71-09 | Limestone, <i>p068</i> |
| 5 | LEMS71-54 | Malachite, <i>p068</i> |
| 5 | LEMS71-57 | Lapis, <i>p068</i> |
| 5 | LEMS71-72 | Ruby, <i>p068</i> |
| 5 | LEMS76-30 | Linden, <i>p068</i> |
| 5 | LEMS76-54 | Sage, <i>p068</i> |
| 5 | LEMS76-55 | Teal, <i>p068</i> |
| N/A | WLMS72-27 | Sandstone, <i>p201</i> |
| N/A | WLMS72-51 | Limestone, <i>p201</i> |
| N/A | WLMS72-57 | Azul, <i>p201</i> |
| N/A | WLMS73-06 | Sandstone, <i>p204</i> |
| N/A | WLMS73-32 | Celadon, <i>p204</i> |
| N/A | WLMS74-12 | Mist, <i>p203</i> |
| N/A | WLMS74-18 | Stone, <i>p203</i> |
| N/A | WLMS74-30 | Verde, <i>p203</i> |
| N/A | WLMS74-51 | Amber, <i>p203</i> |
| N/A | WLMS74-57 | Red/Blue, <i>p203</i> |
| N/A | WLMS75-42 | Bronze, <i>p202</i> |
| N/A | WLMS75-54 | Malachite, <i>p202</i> |
| N/A | WLMS75-57 | Lapis, <i>p202</i> |
| N/A | WLMS75-72 | Ruby, <i>p202</i> |
| N/A | WLMS77-30 | Linden, <i>p205</i> |
| N/A | WLMS77-54 | Sage, <i>p205</i> |
| N/A | WLMS77-55 | Teal, <i>p205</i> |

MIAC

| | | |
|---|-----------|------------------------|
| 5 | LESF90-12 | Parchment, <i>p111</i> |
| 5 | LESF90-18 | Tan, <i>p111</i> |
| 5 | LESF90-36 | Silver, <i>p111</i> |
| 5 | LESF90-42 | Bronze, <i>p111</i> |
| 5 | LESF90-55 | Turquoise, <i>p111</i> |
| 5 | LESF91-21 | Ochre, <i>p112</i> |
| 5 | LESF91-87 | Onyx, <i>p112</i> |
| 5 | LESF92-09 | Chamois, <i>p113</i> |
| 5 | LESF92-21 | Ochre, <i>p113</i> |
| 5 | LESF92-42 | Bronze, <i>p113</i> |
| 5 | LESF92-84 | Graphite, <i>p113</i> |
| 5 | LESF93-18 | Tan, <i>p110</i> |
| 5 | LESF93-21 | Ochre, <i>p110</i> |
| 5 | LESF93-30 | Sage, <i>p110</i> |
| 5 | LESF93-36 | Silver, <i>p110</i> |

STUDIO CONCEPTS

| PG | NUMBER | NAME |
|----|--------|-------------------------|
| 4 | LE4339 | Tweed, <i>p094</i> |
| 4 | LE4481 | Tattersall, <i>p095</i> |
| 5 | LE4587 | Cable, <i>p095</i> |
| 5 | LE4642 | Groove, <i>p095</i> |
| 5 | LE4715 | Melange, <i>p093</i> |
| 5 | LE4842 | Havana, <i>p096</i> |
| 5 | LE4918 | Tatami, <i>p093</i> |
| 4 | LE5051 | Pima, <i>p096</i> |
| 5 | LE6015 | Plait, <i>p096</i> |
| 5 | LE6109 | Creel, <i>p097</i> |
| 5 | LE6509 | Kuta, <i>p093</i> |

GRASSWEAVE [WTS]

| PG | NUMBER | NAME |
|----|--------|-----------------------|
| 4 | LE1003 | Shantung, <i>p048</i> |
| 4 | LE1006 | Cambric, <i>p026</i> |

| | | |
|---|--------|--------------------------|
| 4 | LE1015 | Cambresine, <i>p026</i> |
| 4 | LE1020 | Awan, <i>p038</i> |
| 4 | LE1024 | Hutan, <i>p038</i> |
| 4 | LE1030 | Vatulele, <i>p038</i> |
| 4 | LE1032 | Namale, <i>p038</i> |
| 4 | LE1050 | Sendal, <i>p026</i> |
| 4 | LE1051 | Tulle, <i>p048</i> |
| 4 | LE1053 | Silesia, <i>p026</i> |
| 4 | LE1054 | Borato, <i>p026</i> |
| 4 | LE1055 | Sindon, <i>p026</i> |
| 4 | LE1056 | Camaca, <i>p039</i> |
| 4 | LE1057 | Seychelles, <i>p039</i> |
| 4 | LE1062 | Challis, <i>p026</i> |
| 4 | LE1064 | Madras, <i>p076</i> |
| 4 | LE1084 | Zephyr, <i>p026</i> |
| 4 | LE1087 | Georgette, <i>p026</i> |
| 4 | LE1100 | Cassimere, <i>p083</i> |
| 4 | LE1107 | Utara, <i>p025</i> |
| 4 | LE1109 | Selatan, <i>p025</i> |
| 4 | LE1124 | Togo, <i>p025</i> |
| 4 | LE1130 | Palm, <i>p088</i> |
| 4 | LE1160 | Sapi, <i>p025</i> |
| 4 | LE1169 | Moorea, <i>p088</i> |
| 4 | LE1187 | Rinca, <i>p025</i> |
| 4 | LE1218 | Cremello, <i>p042</i> |
| 4 | LE1239 | Dapple, <i>p042</i> |
| 4 | LE1242 | Arabian, <i>p042</i> |
| 4 | LE1255 | Sorrel, <i>p042</i> |
| 4 | LE1257 | Halus, <i>p042</i> |
| 4 | LE1284 | Bishan, <i>p076</i> |
| 4 | LE1292 | Pasir, <i>p076</i> |
| 4 | LE1301 | Barege, <i>p076</i> |
| 4 | LE1303 | Tamin, <i>p048</i> |
| 4 | LE1360 | Zanella, <i>p048</i> |
| 4 | LE1403 | Aura, <i>p041</i> |
| 4 | LE1421 | Calcite, <i>p041</i> |
| 4 | LE1423 | Nautilus, <i>p041</i> |
| 4 | LE1506 | Sand, <i>p089</i> |
| 4 | LE1512 | Dune, <i>p089</i> |
| 4 | LE1530 | Sage, <i>p089</i> |
| 4 | LE1606 | Natural, <i>p066</i> |
| 4 | LE1609 | Wheat, <i>p066</i> |
| 4 | LE1618 | Flax, <i>p066</i> |
| 4 | LE1639 | Dust, <i>p066</i> |
| 4 | LE1660 | Thunder, <i>p066</i> |
| 4 | LE1703 | Wrafton, <i>p083</i> |
| 4 | LE1805 | Buckskin, <i>p083</i> |
| 4 | LE1903 | Champagne, <i>p084</i> |
| 4 | LE1906 | Blonde, <i>p084</i> |
| 4 | LE1939 | Ash, <i>p084</i> |
| 4 | LE1960 | Heather, <i>p084</i> |
| 4 | LE2012 | Dawn, <i>p070</i> |
| 4 | LE2021 | Sunrise, <i>p070</i> |
| 4 | LE2039 | Dusk, <i>p070</i> |
| 4 | LE2115 | Pueblo, <i>p085</i> |
| 4 | LE2121 | Adobe, <i>p085</i> |
| 4 | LE2203 | Whitecap, <i>p059</i> |
| 4 | LE2206 | Woolen, <i>p059</i> |
| 4 | LE2209 | Highland, <i>p059</i> |
| 4 | LE2212 | Sandle, <i>p059</i> |
| 4 | LE2215 | Briarwood, <i>p059</i> |
| 4 | LE2221 | Whisky, <i>p059</i> |
| 4 | LE2236 | Loch, <i>p059</i> |
| 4 | LE2257 | Lapis, <i>p059</i> |
| 4 | LE2260 | Cobblestone, <i>p059</i> |
| 4 | LE2303 | Blanc, <i>p065</i> |
| 4 | LE2306 | Naturel, <i>p065</i> |
| 4 | LE2336 | Gris, <i>p065</i> |
| 4 | LE2409 | Root, <i>p087</i> |
| 4 | LE2439 | Stem, <i>p087</i> |
| 4 | LE2487 | Seed, <i>p087</i> |
| 5 | LE2503 | Imperial, <i>p082</i> |
| 5 | LE2515 | Solana, <i>p082</i> |
| 5 | LE2521 | Delmar, <i>p082</i> |
| 5 | LE2536 | Clearwater, <i>p082</i> |
| 4 | LE2630 | Lawn, <i>p071</i> |
| 4 | LE2645 | Brownstone, <i>p071</i> |
| 4 | LE2657 | Lagoon, <i>p071</i> |
| 4 | LE2660 | Greylake, <i>p071</i> |
| 4 | LE2712 | Chords, <i>p073</i> |
| 5 | LE2739 | Keys, <i>p073</i> |

GRASSWEAVE [WTS] ESSENCE

| PG | NUMBER | NAME |
|----|--------|-------------------------|
| 4 | LE1012 | Farandine, <i>p103</i> |
| 4 | LE1039 | Lustring, <i>p103</i> |
| 4 | LE3003 | Cloud, <i>p100</i> |
| 4 | LE3006 | Shell, <i>p100</i> |
| 4 | LE3009 | Citrine, <i>p103</i> |
| 4 | LE3012 | Sand, <i>p100</i> |
| 4 | LE3015 | Muslin, <i>p100</i> |
| 4 | LE3018 | Sterling, <i>p103</i> |
| 4 | LE3021 | Maple, <i>p104</i> |
| 4 | LE3027 | Cork, <i>p100</i> |
| 4 | LE3030 | Fescue, <i>p103</i> |
| 4 | LE3036 | Ash, <i>p100</i> |
| 4 | LE3039 | Fog, <i>p100</i> |
| 4 | LE3042 | Wilderness, <i>p103</i> |
| 4 | LE3051 | Sunray, <i>p104</i> |
| 4 | LE3054 | Sprig, <i>p103</i> |
| 4 | LE3057 | Denim, <i>p104</i> |
| 4 | LE3066 | Pinecone, <i>p104</i> |
| 4 | LE3072 | Terra, <i>p104</i> |
| 4 | LE3078 | Meadow, <i>p104</i> |
| 4 | LE3087 | Onyx, <i>p104</i> |
| 4 | LE3118 | Brush, <i>p100</i> |
| 4 | LE3130 | Bisque, <i>p103</i> |
| 4 | LE3139 | Lark, <i>p103</i> |
| 4 | LE3154 | Garden, <i>p104</i> |
| 4 | LE3418 | Linseed, <i>p100</i> |

GRASSWEAVE [WTS] ORIGINS

| PG | NUMBER | NAME |
|----|--------|------------------------|
| 3 | LE1150 | Leno, <i>p125</i> |
| 3 | LE1151 | Chamois, <i>p125</i> |
| 3 | LE1154 | Cretonne, <i>p125</i> |
| 4 | LE1200 | Canera, <i>p126</i> |
| 4 | LE1207 | Tiaki, <i>p126</i> |
| 4 | LE1300 | Cire, <i>p124</i> |
| 4 | LE1305 | Atlas, <i>p124</i> |
| 4 | LE1310 | Railay, <i>p126</i> |
| 4 | LE1336 | Samet, <i>p126</i> |
| 3 | LE1803 | Parchment, <i>p125</i> |
| 4 | LE1860 | Armure, <i>p124</i> |
| 4 | LE3209 | Tawny, <i>p127</i> |
| 4 | LE3215 | Ember, <i>p127</i> |
| 4 | LE5909 | |

TRADE SHOWROOMS

A PERSONALIZED
BOUTIQUE EXPERIENCE

For a complete showroom listing visit
hartmannforbes.com/showrooms
or contact Customer Relations
at 888.582.8780



PO Box 1149 | Tualatin, OR 97062 | hartmannforbes.com | t 503.692.9313 | 888.582.8780 | f 503.692.9315

©Copyright 2026 Hartmann & Forbes, Inc. All rights reserved. All design information, samples, photographs, text, graphics, layout, weave and shade names and other materials included in this book are protected as the proprietary intellectual property of Hartmann & Forbes, Inc. Reproduction, adaptation, distribution, display or duplication, in whole or in part, is prohibited except by express written permission of Hartmann & Forbes, Inc.

BOSTON
NEW YORK
WASHINGTON DC
HOLLYWOOD, FL
ATLANTA
DETROIT
CLEVELAND
CHICAGO
ARLINGTON HEIGHTS
INDIANAPOLIS
MINNEAPOLIS
DENVER
ST. LOUIS
KANSAS CITY
DALLAS
HOUSTON
SCOTTSDALE
SEATTLE
SAN FRANCISCO
LOS ANGELES
LAGUNA NIGUEL
CALGARY, AB
VANCOUVER, BC
TORONTO, ON

HARTMANNFORBES.COM

